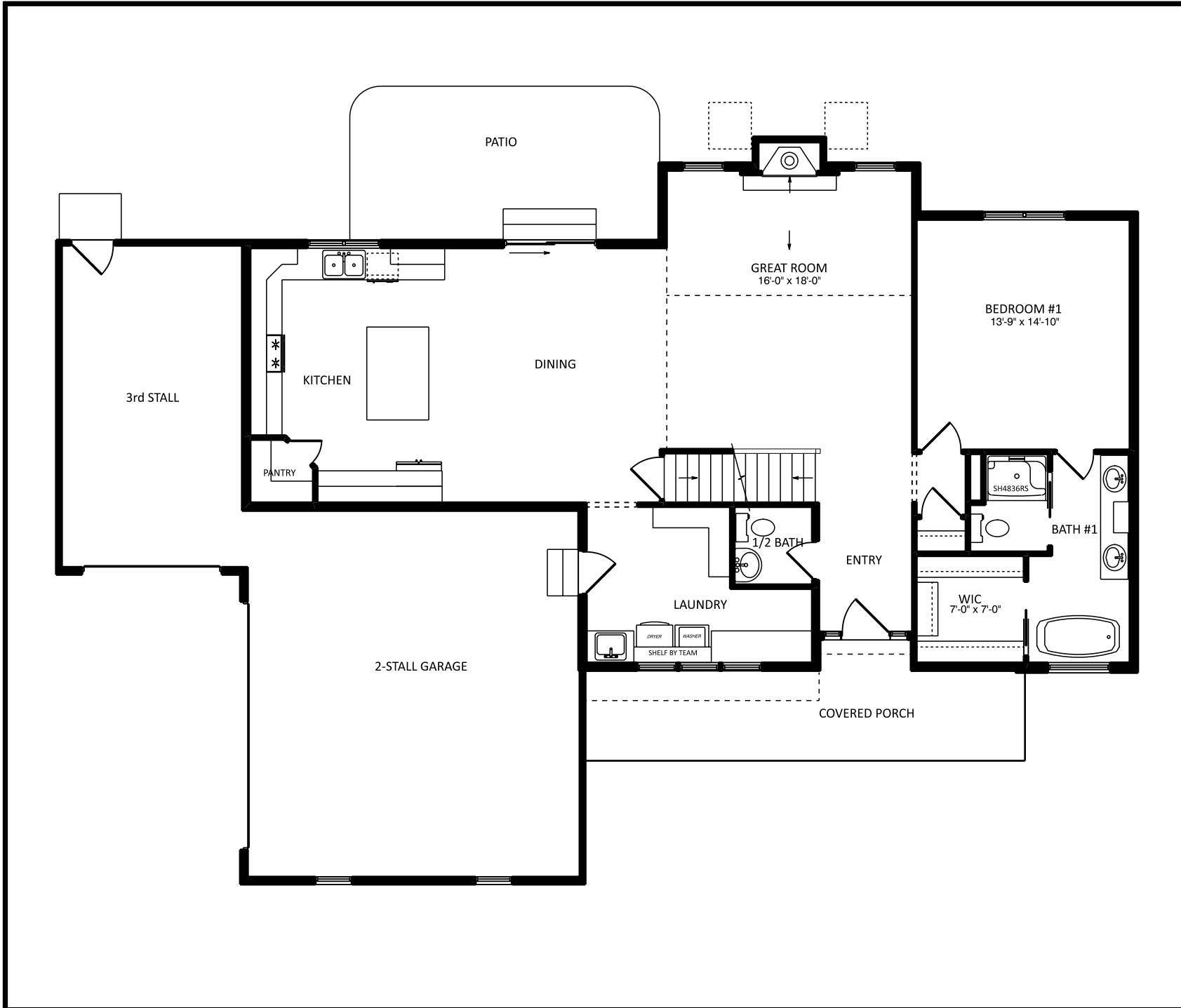


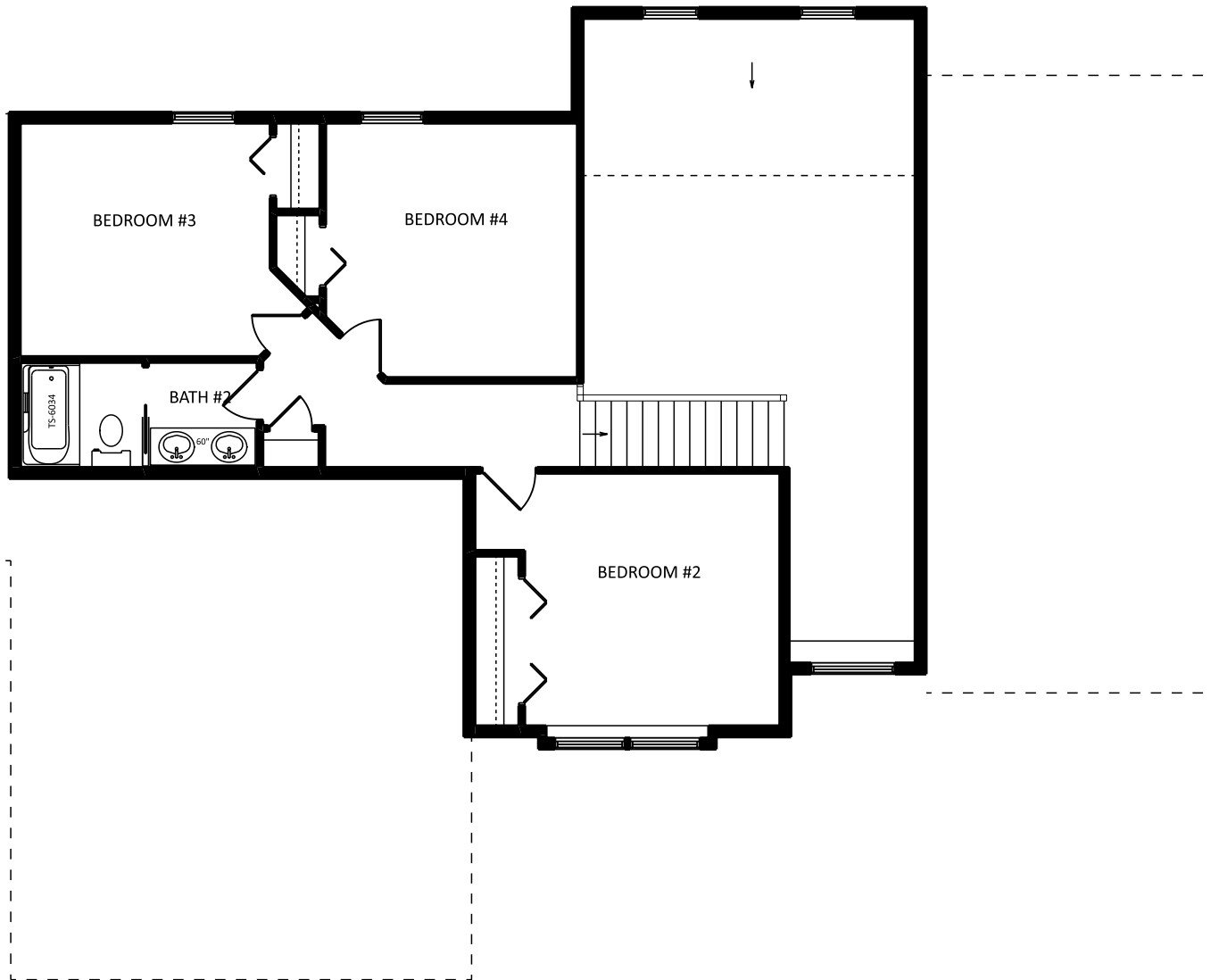
JOB NAME	FLORES
TEAM JOB #	2432
PLAN NAME	WESTON II
DATE	3/28/2025
SCALE	
DRAWING	ELEVATIONS

SQUARE FOOTAGE

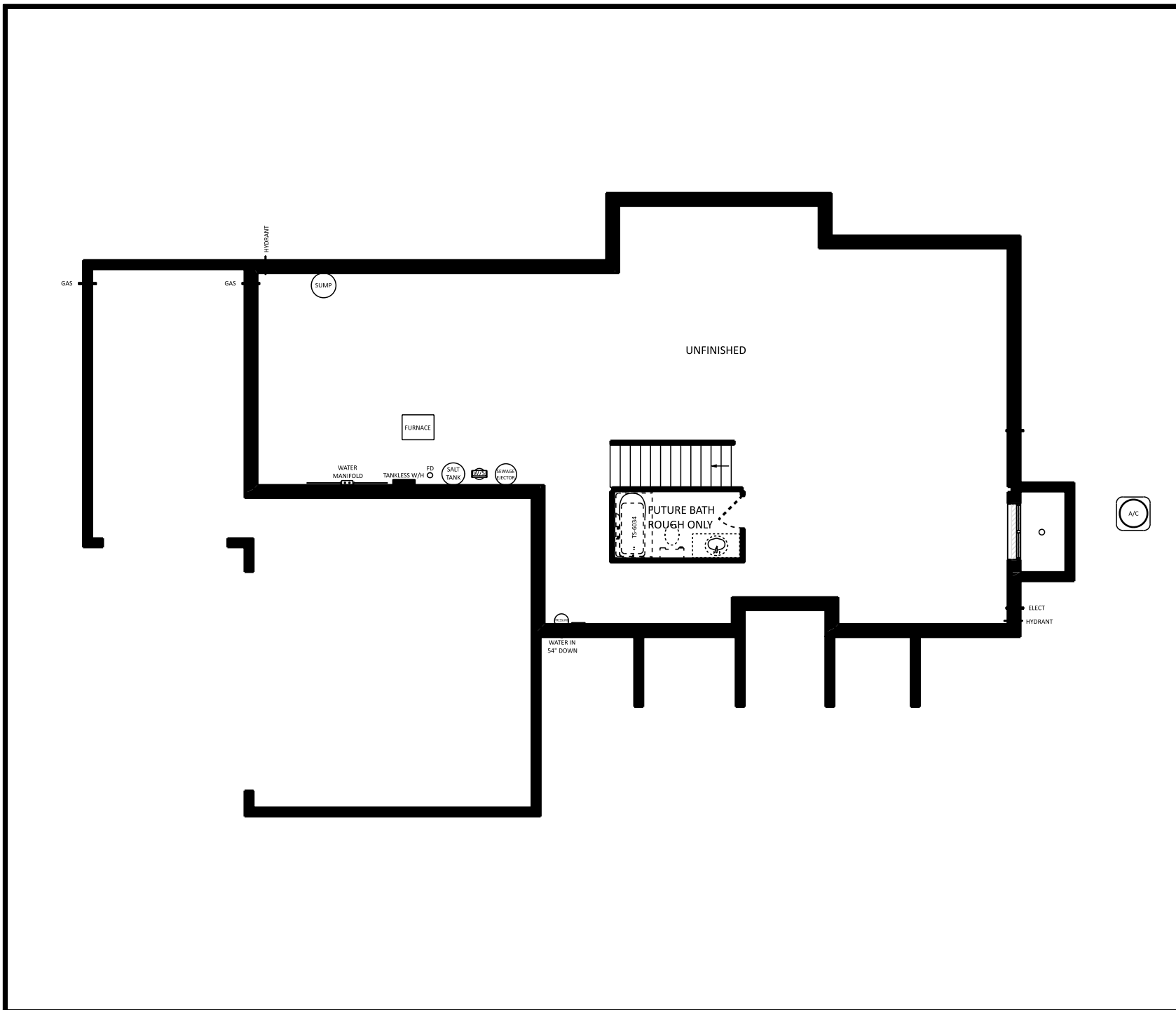
1st Floor	1469 sq. ft.
2nd Floor	664 sq. ft.
Garage	784 sq. ft.
Covered Porch	161 sq. ft.



JOB NAME	FLORES
TEAM JOB #	2432
PLAN NAME	WESTON II
DATE	3/28/2025
SCALE	
DRAWING	1st FLOOR



JOB NAME	FLORES
TEAM JOB #	2432
PLAN NAME	WESTON II
DATE	3/28/2025
SCALE	
DRAWING	2nd FLOOR

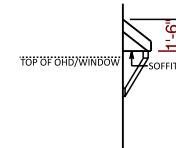


JOB NAME	FLORES
TEAM JOB #	2432
PLAN NAME	WESTON II
DATE	3/28/2025
SCALE	
DRAWING	BASEMENT

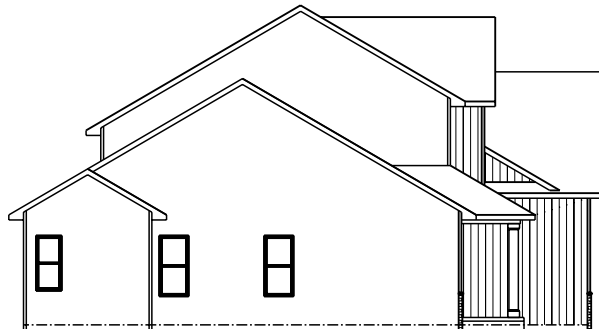


PORCH POSTS: 10"
 WAINSCOT HT: 4" BELOW WIC WINDOWS
 GABLE WINDOWS: SEE FLOOR PLAN FOR SIZE
 CORBELS: CD6 ACCENTS UNLIMITED

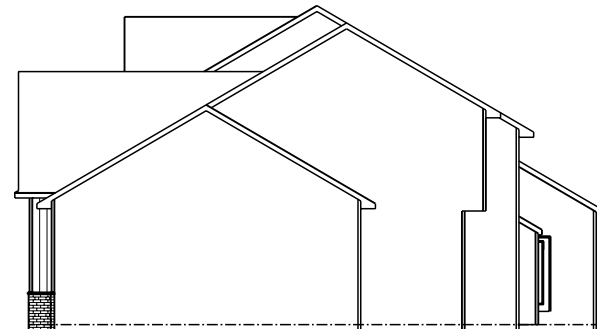
OHD/WINDOW ROOF SIDE-VIEWS



REAR ELEVATION



LEFT ELEVATION



RIGHT ELEVATION

JOB NAME
WENGER

TEAM JOB #
2430

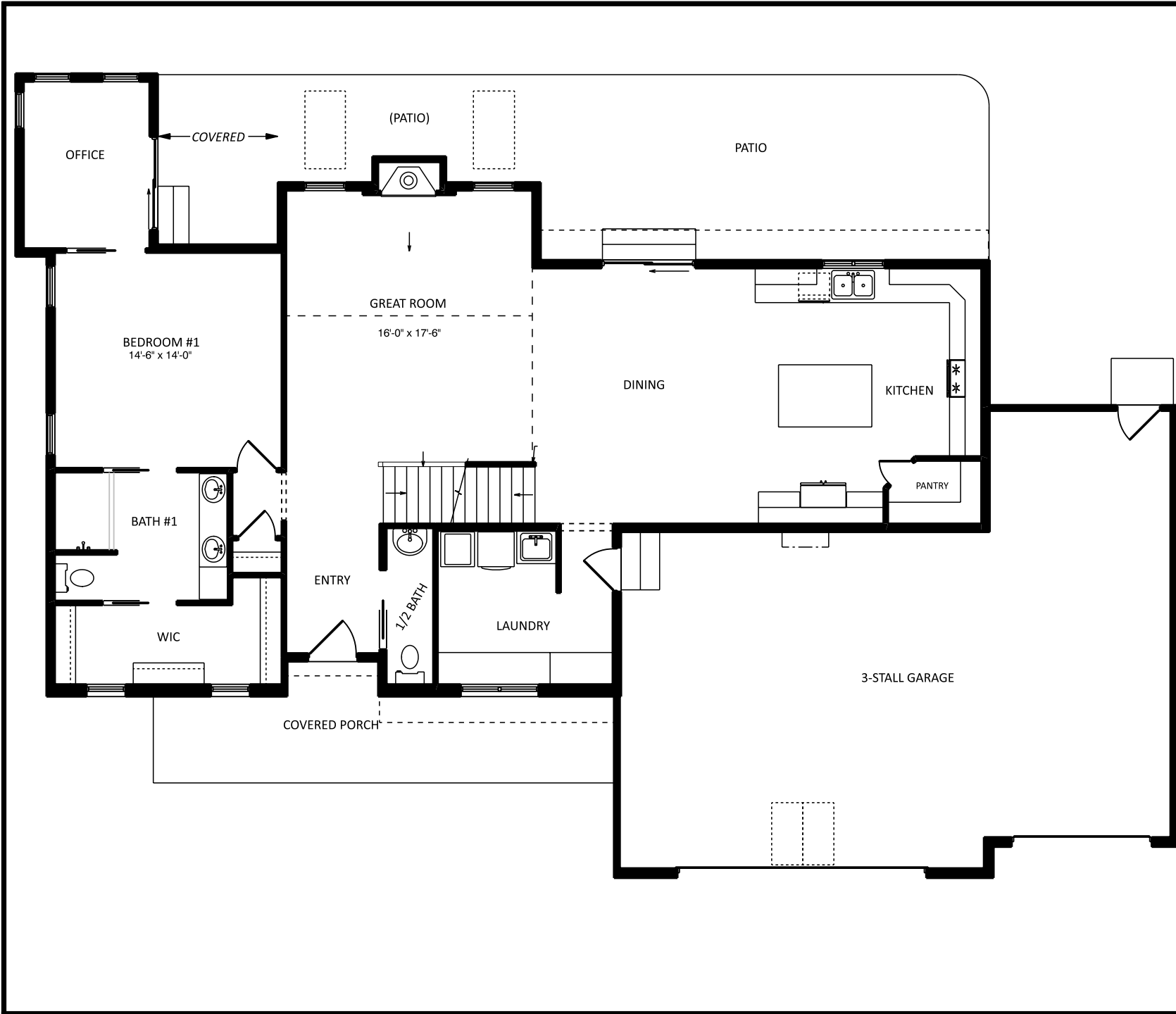
PLAN NAME
WESTON II

DATE
3/7/2025

SCALE

DRAWING
ELEVATIONS

THIS DRAWING AND ALL INFORMATION CONTAINED HEREIN IS THE PROPERTY OF TEAM CONSTRUCTION CO., INC. AND IS NOT TO BE REPRODUCED WITHOUT THE EXPRESS WRITTEN PERMISSION OF TEAM CONSTRUCTION CO., INC. TEAM CONSTRUCTION CO., INC. ASSUMES NO RESPONSIBILITY FOR MULTIPLE USE.



SQUARE FOOTAGE

1st Floor	1616 sq. ft.
2nd Floor	804 sq. ft.
Basement (finished)	890 sq. ft.
Bonus Room	306 sq. ft.
Garage	864 sq. ft.
Covered Porch	168 sq. ft.
Covered Patio	87 sq. ft.

JOB NAME
WENGER

TEAM JOB #
2430

PLAN NAME
WESTON II

DATE
3/7/2025

SCALE

DRAWING
1st FLOOR

* 9' CEILINGS *
(unless otherwise noted)



team
construction
company, inc.
a better way to build

1849 W. Lincoln Ave.
Goshen, IN 46526
574-533-3100

THIS DRAWING AND ALL INFORMATION CONTAINED HEREIN IS THE PROPERTY OF TEAM CONSTRUCTION CO., INC. AND IS NOT TO BE REPRODUCED WITHOUT THE EXPRESS WRITTEN PERMISSION OF TEAM CONSTRUCTION CO., INC. TEAM CONSTRUCTION CO., INC. ASSUMES NO RESPONSIBILITY FOR UNAUTHORIZED USE.

JOB NAME
WENGER

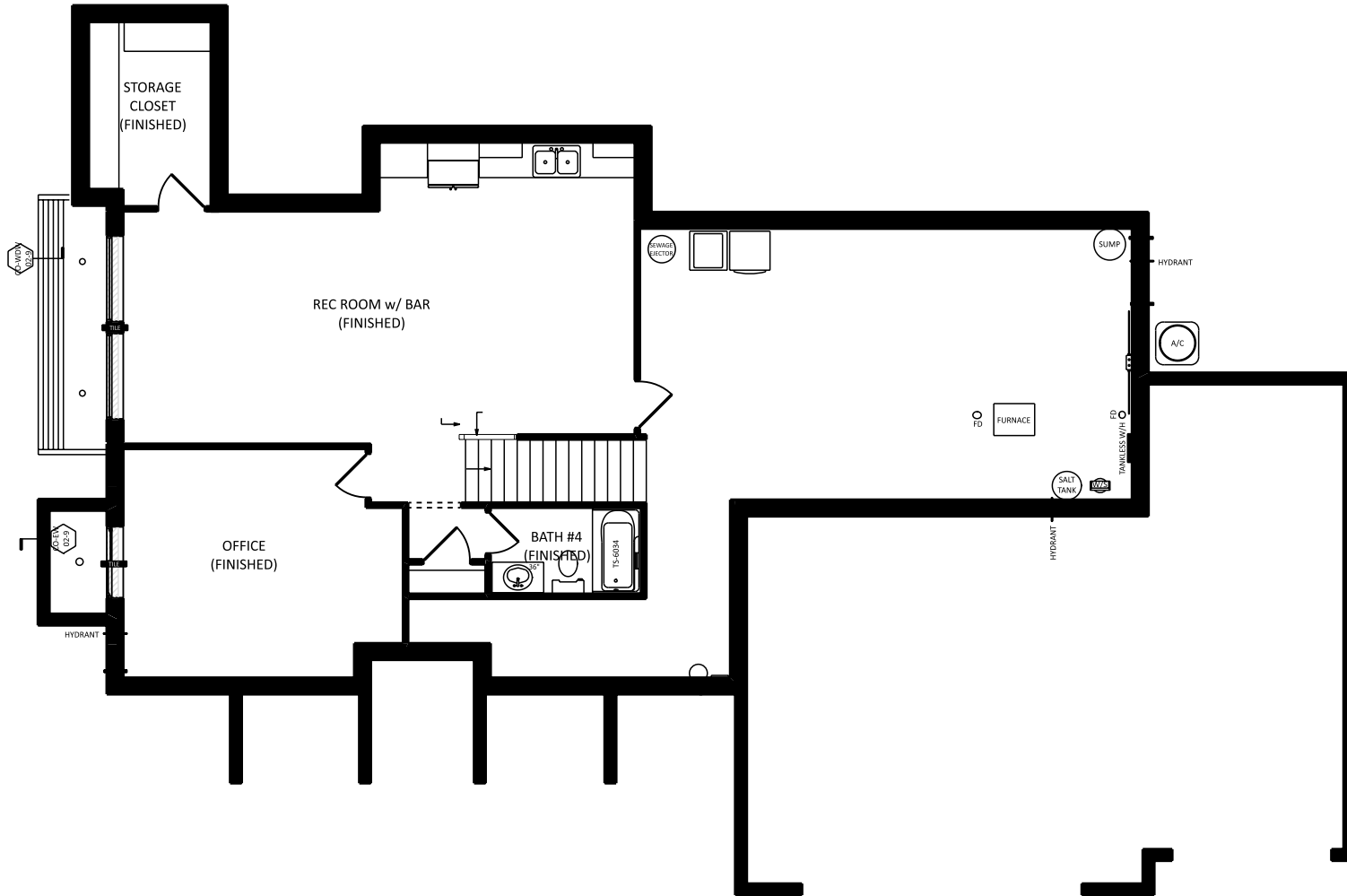
TEAM JOB #
2430

PLAN NAME
WESTON II

DATE
3/7/2025

SCALE

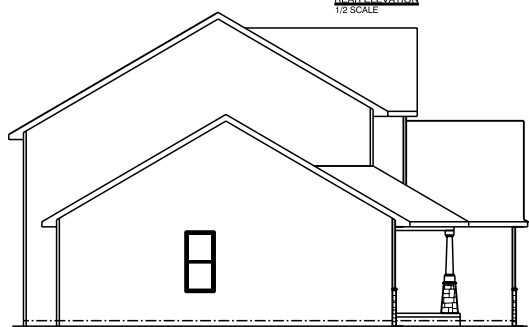
DRAWING
2nd FLOOR



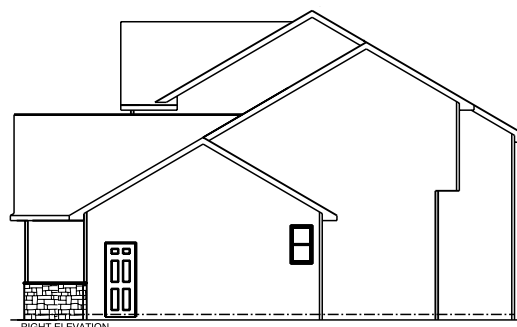
JOB NAME	WENGER
TEAM JOB #	2430
PLAN NAME	WESTON II
DATE	3/7/2025
SCALE	
DRAWING	BASEMENT



REAR ELEVATION
 1/2 SCALE



LEFT ELEVATION
 1/2 SCALE



RIGHT ELEVATION
 1/2 SCALE

JOB NAME	MILLER Aimee and Kenny
TEAM JOB #	2418
PLAN NAME	WESTON II
DATE	11/1/2024
SCALE	
DRAWING	ELEVATIONS

SQUARE FOOTAGE

1st Floor	1495 sq ft
2nd Floor	663 sq ft
Basement (finished)	755 sq ft
Garage	561 sq ft
Covered Porch	167 sq ft



JOB NAME
**MILLER
 Aimee and Kenny**

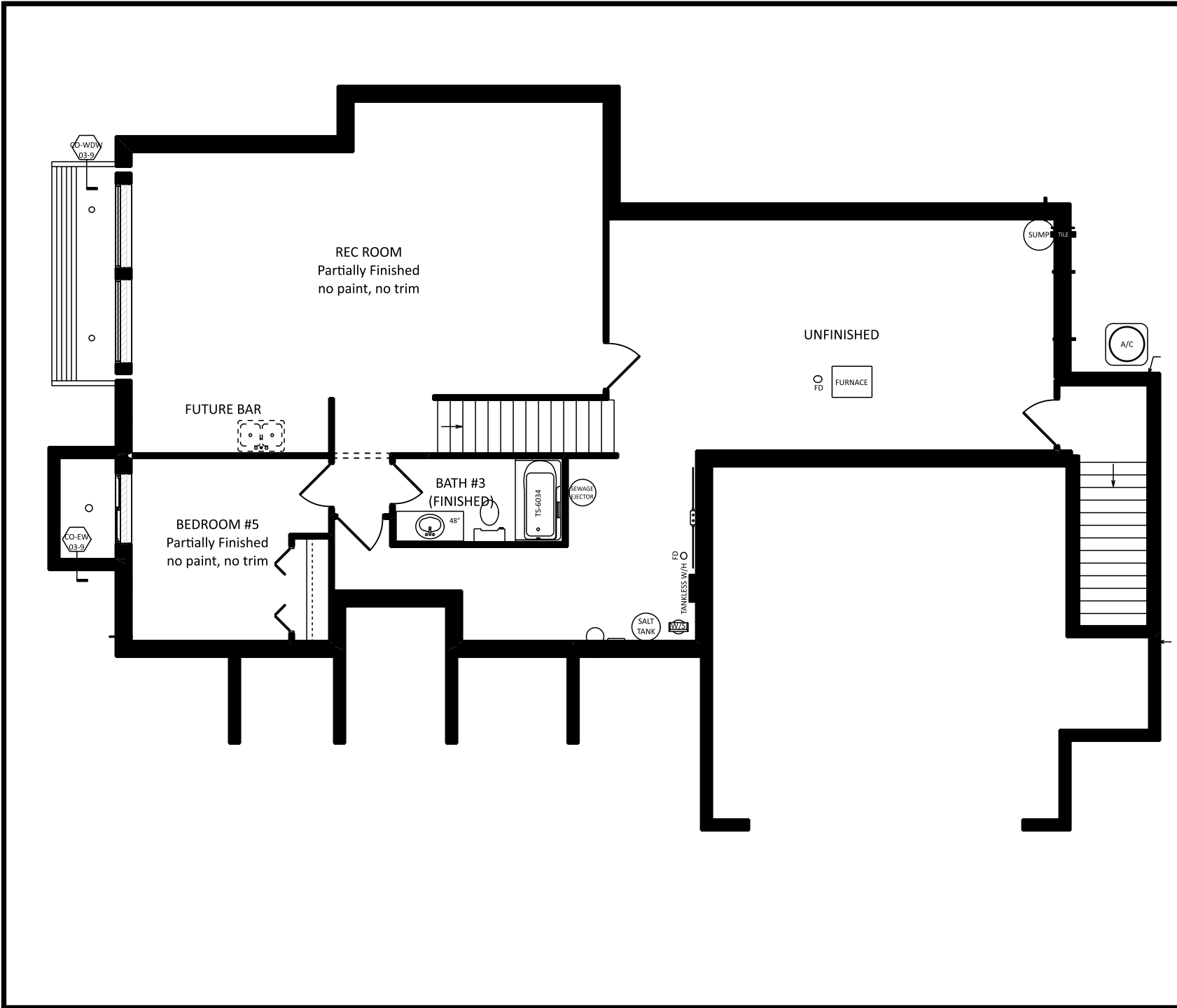
TEAM JOB #
2418

PLAN NAME
WESTON II

DATE
11/1/2024

SCALE

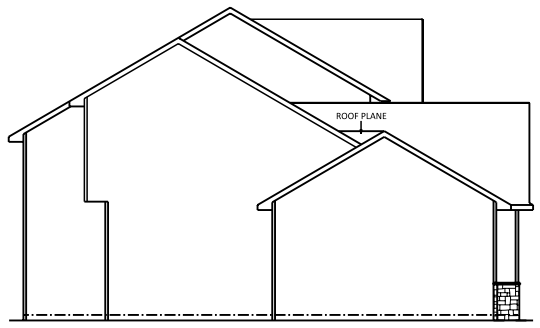
DRAWING
1st FLOOR



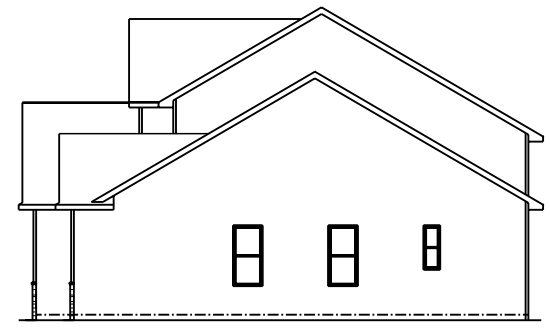
JOB NAME	MILLER Aimee and Kenny
TEAM JOB #	2418
PLAN NAME	WESTON II
DATE	11/1/2024
SCALE	
DRAWING	BASEMENT



REAR ELEVATION
 1/2 SCALE



LEFT ELEVATION
 1/2 SCALE



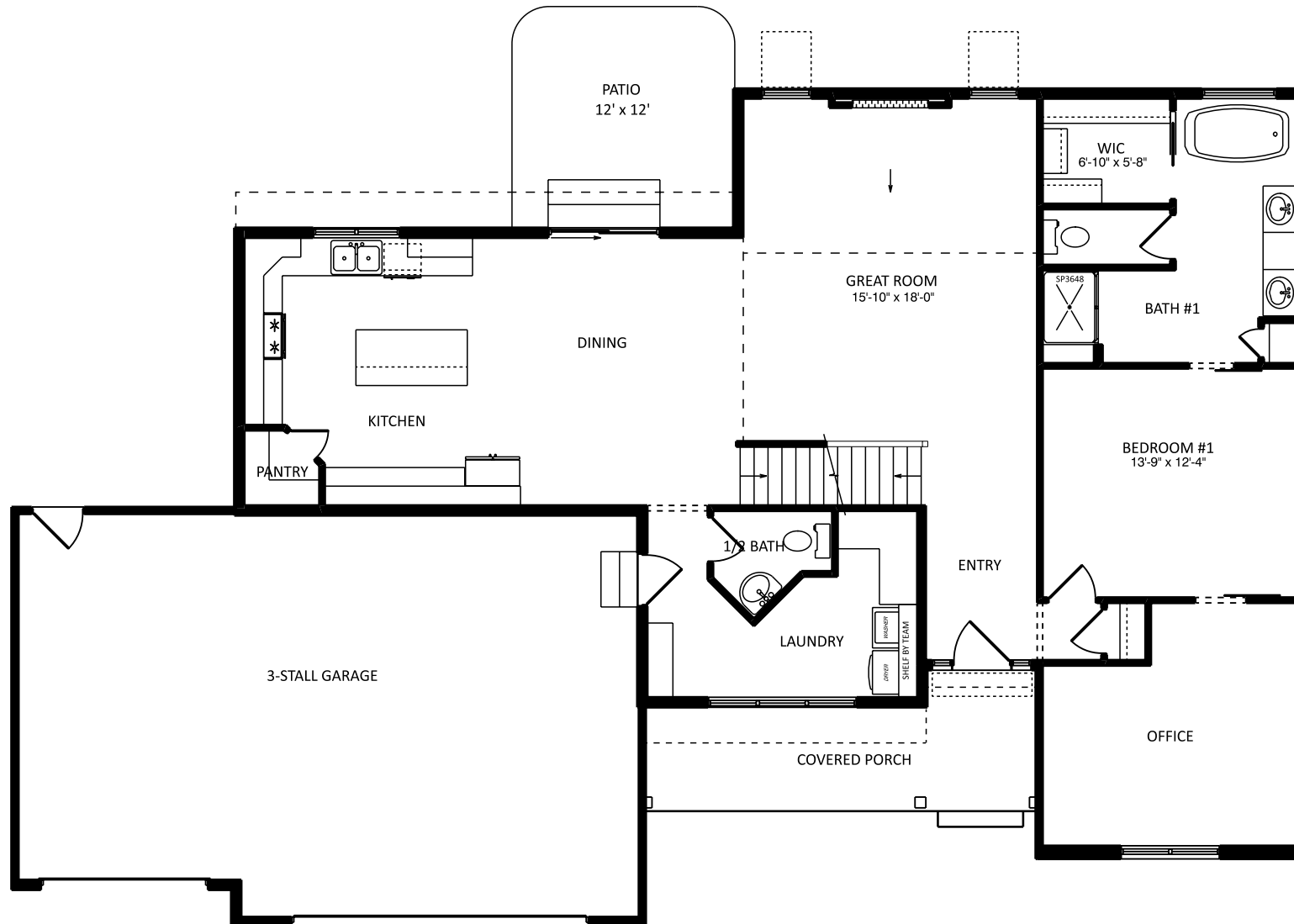
RIGHT ELEVATION
 1/2 SCALE

JOB NAME	SCHMUCKER Megan & Andrew
TEAM JOB #	2230
PLAN NAME	WESTON II
DATE	3/3/2023
SCALE	
DRAWING	ELEVATIONS

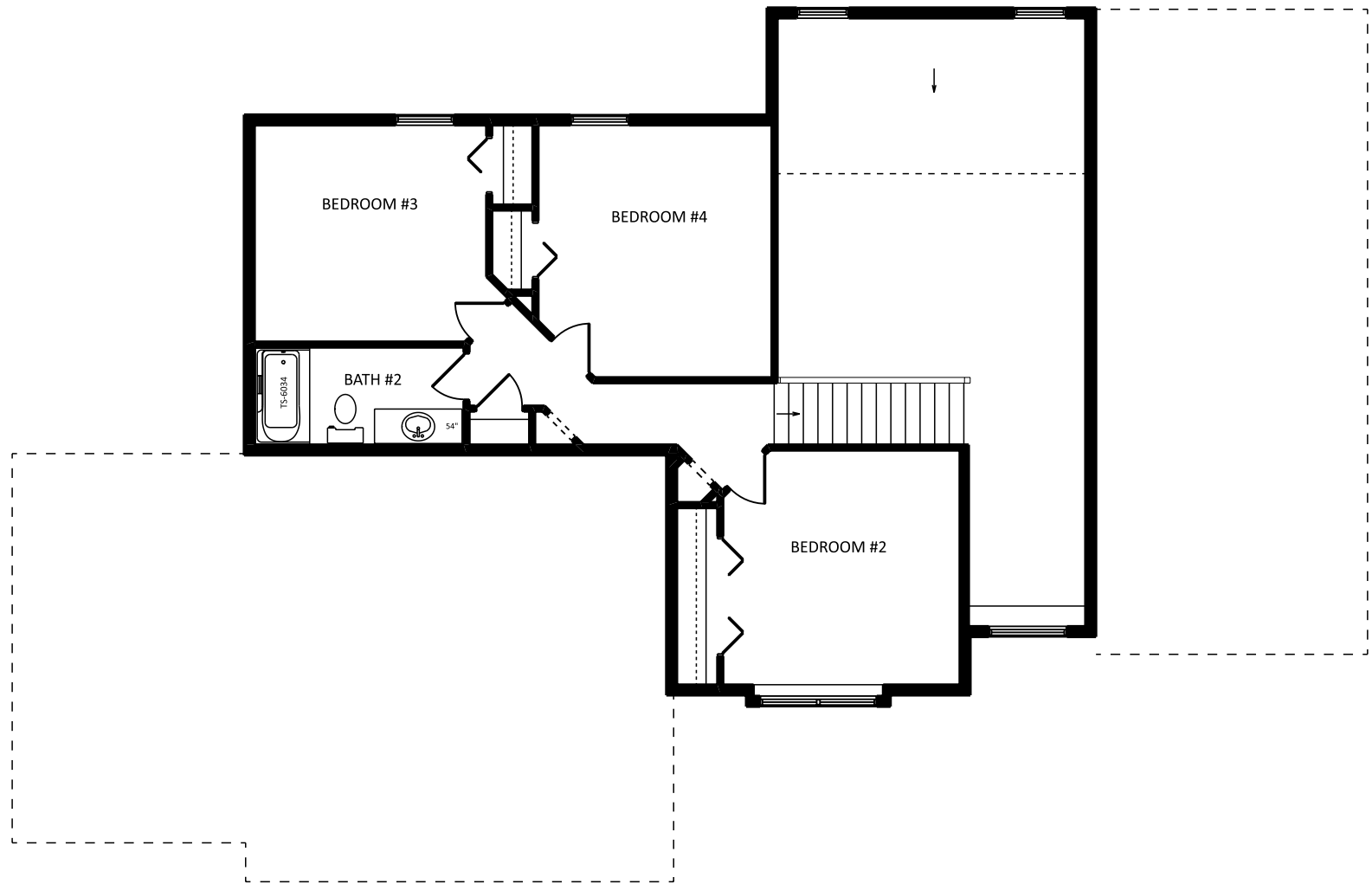
THIS DRAWING AND ALL INFORMATION CONTAINED HEREIN IS THE PROPERTY OF TEAM CONSTRUCTION CO., INC. AND IS NOT TO BE REPRODUCED WITHOUT THE EXPRESS WRITTEN PERMISSION OF TEAM CONSTRUCTION CO., INC. TEAM CONSTRUCTION CO., INC. ASSUMES NO RESPONSIBILITY FOR MULTIPLE USE.

SQUARE FOOTAGE

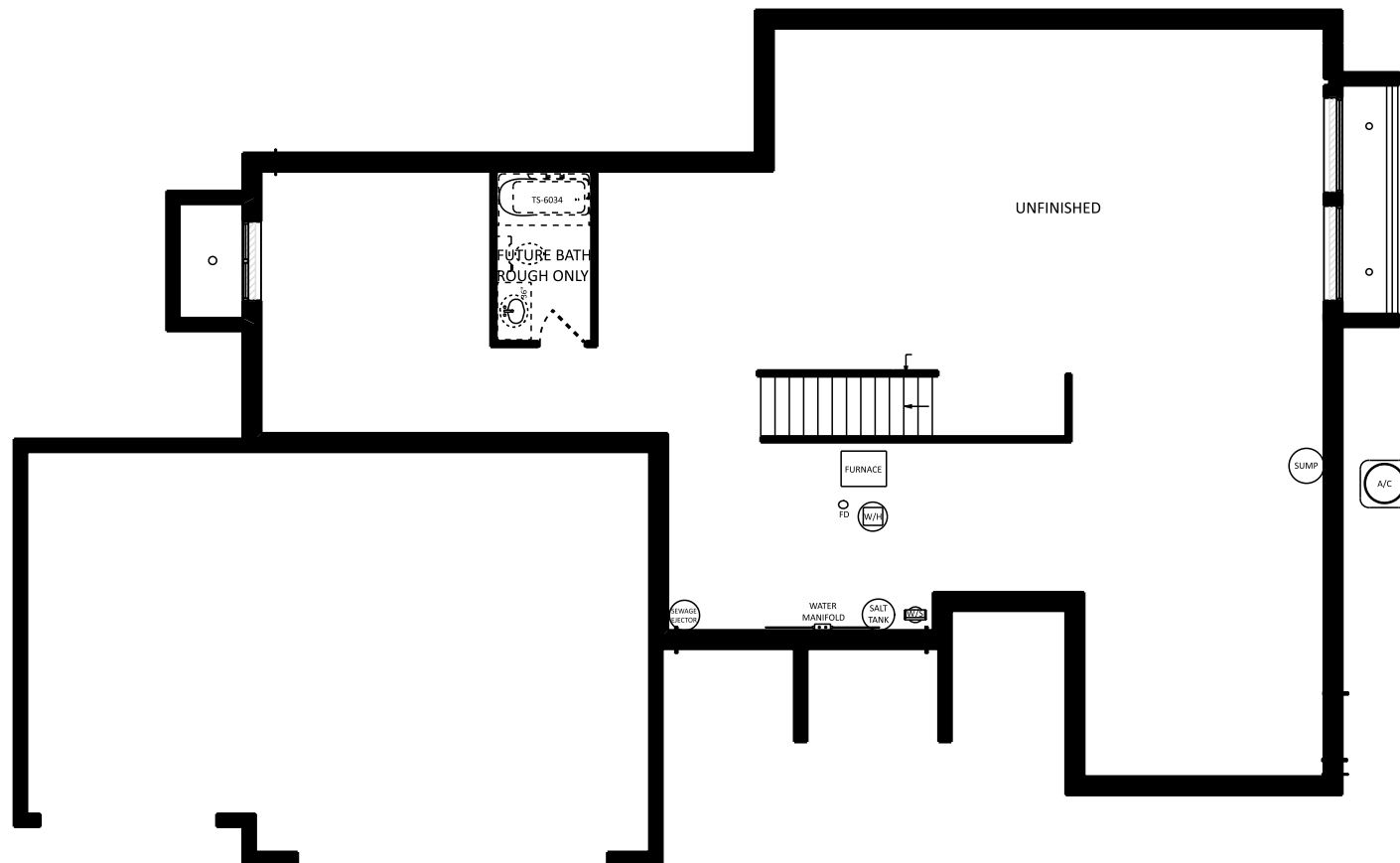
1st Floor	1591 sq. ft.
2nd Floor	664 sq. ft.
Garage	730 sq. ft.
Covered Porch	128 sq. ft.



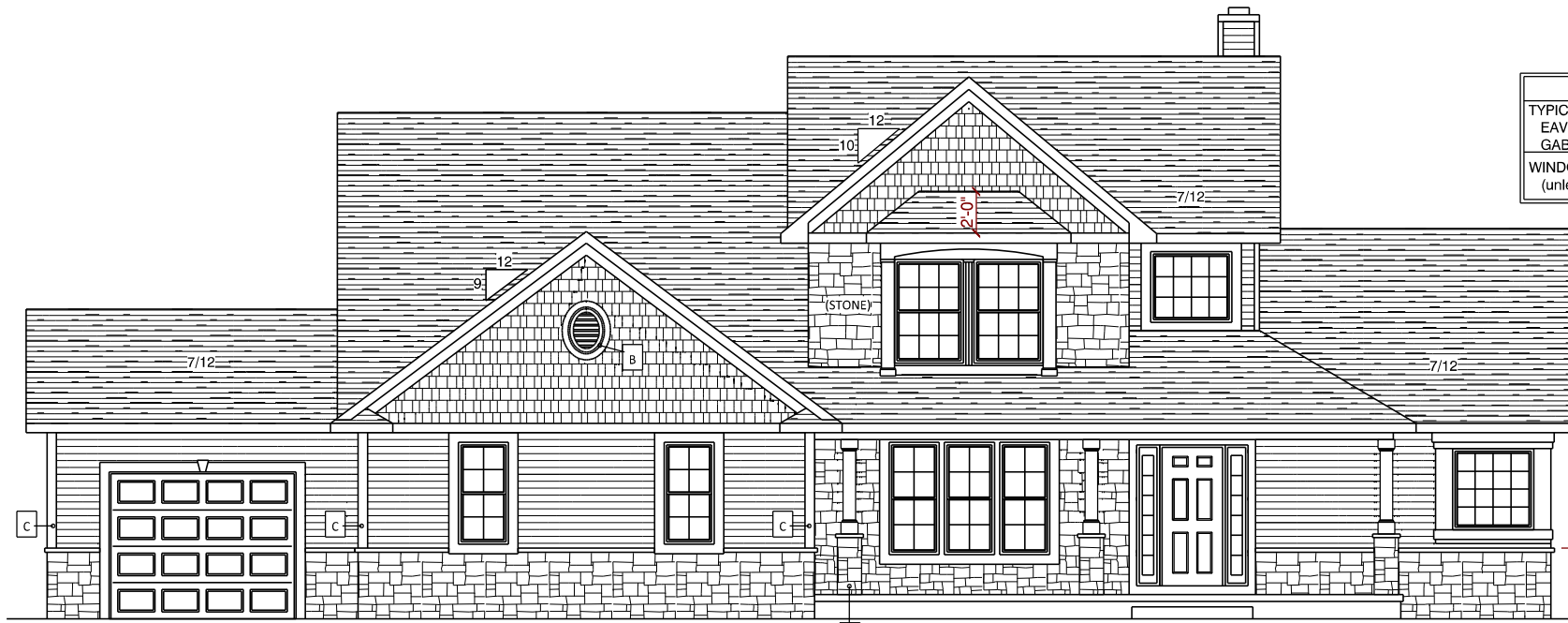
JOB NAME	SCHMUCKER Megan & Andrew
TEAM JOB #	2230
PLAN NAME	WESTON II
DATE	3/3/2023
SCALE	
DRAWING	1st FLOOR



JOB NAME	SCHMUCKER Megan & Andrew
TEAM JOB #	2230
PLAN NAME	WESTON II
DATE	3/3/2023
SCALE	
DRAWING	2nd Floor



JOB NAME	SCHMUCKER Megan & Andrew
TEAM JOB #	2230
PLAN NAME	WESTON II
DATE	3/3/2023
SCALE	
DRAWING	BASEMENT

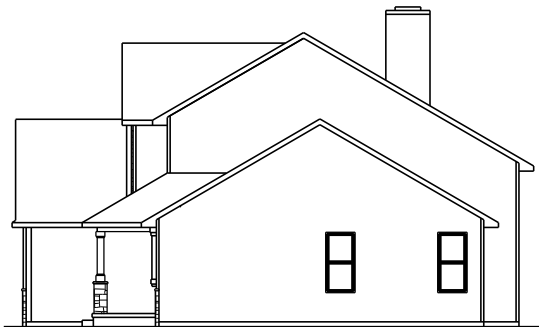


NOTES	
TYPICAL OVERHANGS	
EAVES:	16"
GABLES:	12"
WINDOW WRAP:	6" P/T (unless noted otherwise)

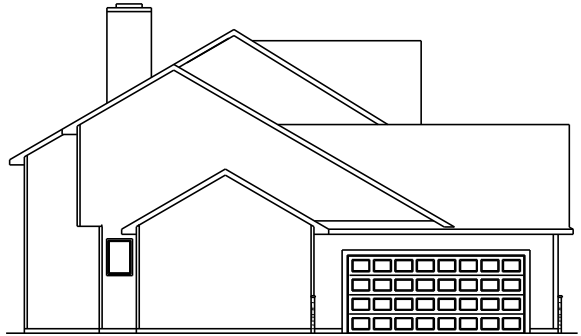
- A → PO-C7 PORCH POSTS
- B → MID-AMERICA 21"x27" OVAL w/ 4" WRAP
- C → 6" CORNER



REAR ELEVATION



RIGHT ELEVATION



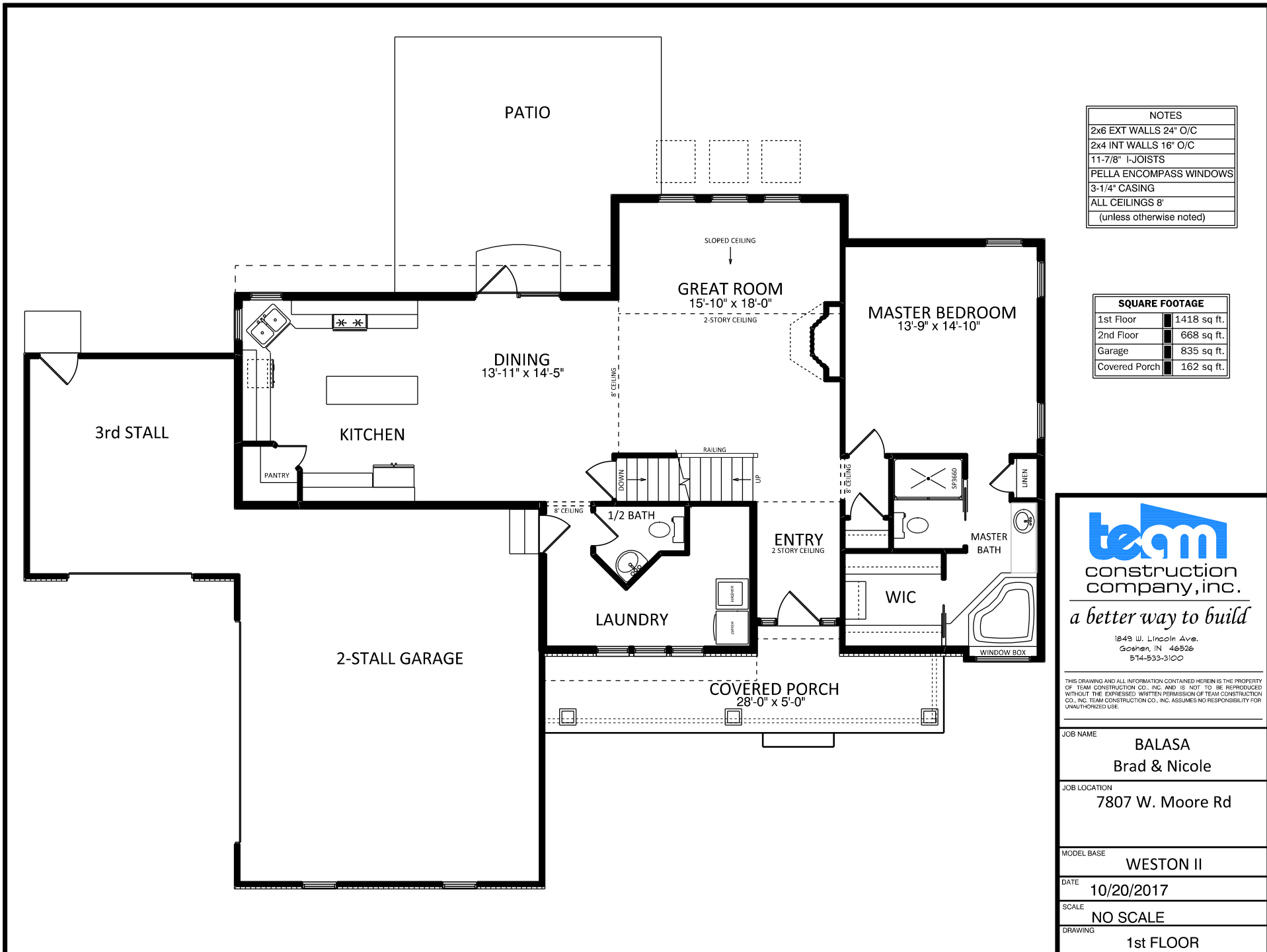
LEFT ELEVATION



1249 W. Lincoln Ave.
Goshen, IN 46536
574-533-3100


THIS DRAWING AND ALL INFORMATION CONTAINED HEREIN IS THE PROPERTY OF TEAM CONSTRUCTION CO., INC. AND IS NOT TO BE REPRODUCED WITHOUT THE EXPRESSED WRITTEN PERMISSION OF TEAM CONSTRUCTION CO., INC. TEAM CONSTRUCTION CO., INC. ASSUMES NO RESPONSIBILITY FOR UNAUTHORIZED USE.

JOB NAME	BALASA Brad & Nicole
JOB LOCATION	7807 W. Moore Rd
MODEL BASE	WESTON II
DATE	10/20/2017
SCALE	NO SCALE
DRAWING	ELEVATIONS



NOTES	
2x6 EXT WALLS	24" O/C
2x4 INT WALLS	16" O/C
	11-7/8" I-JOISTS
	PELLA ENCOMPASS WINDOWS
	3-1/4" CASING
	ALL CEILINGS 8"
(unless otherwise noted)	

SQUARE FOOTAGE	
1st Floor	1418 sq. ft.
2nd Floor	668 sq. ft.
Garage	835 sq. ft.
Covered Porch	162 sq. ft.



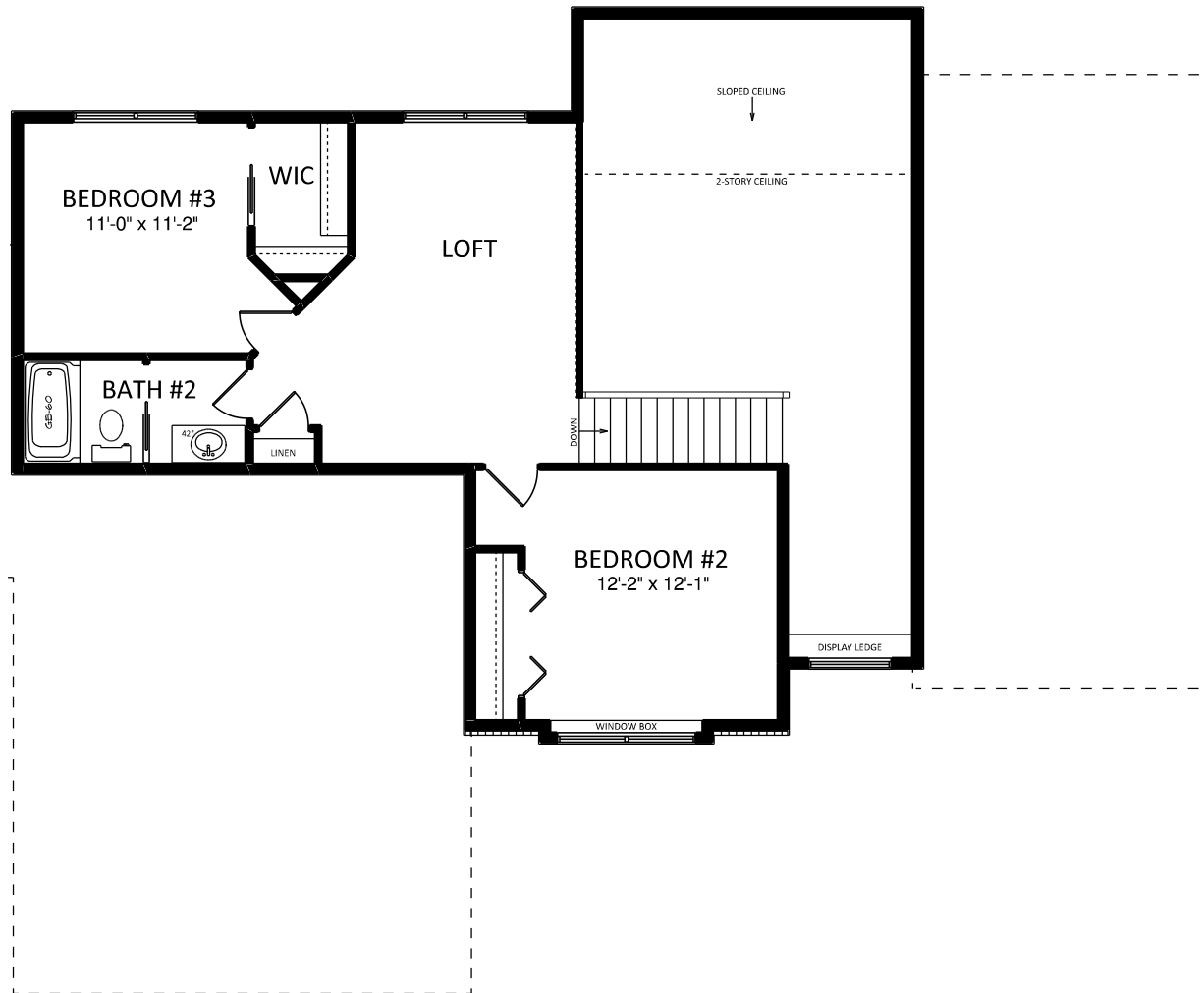
team
construction
company, inc.

a better way to build

1249 W. Lincoln Ave.
Goshen, IN 46536
574-533-3100

THIS DRAWING AND ALL INFORMATION CONTAINED HEREIN IS THE PROPERTY OF TEAM CONSTRUCTION CO., INC. AND IS NOT TO BE REPRODUCED WITHOUT THE EXPRESSED WRITTEN PERMISSION OF TEAM CONSTRUCTION CO., INC. TEAM CONSTRUCTION CO., INC. ASSUMES NO RESPONSIBILITY FOR UNAUTHORIZED USE.

JOB NAME	BALASA Brad & Nicole
JOB LOCATION	7807 W. Moore Rd
MODEL BASE	WESTON II
DATE	10/20/2017
SCALE	NO SCALE
DRAWING	1st FLOOR



NOTES
2x6 EXT WALLS 24" O/C
2x4 INT WALLS 16" O/C
11-7/8" I-JOISTS
PELLA ENCOMPASS WINDOWS
3-1/4" CASING
ALL CEILINGS 8'
(unless otherwise noted)

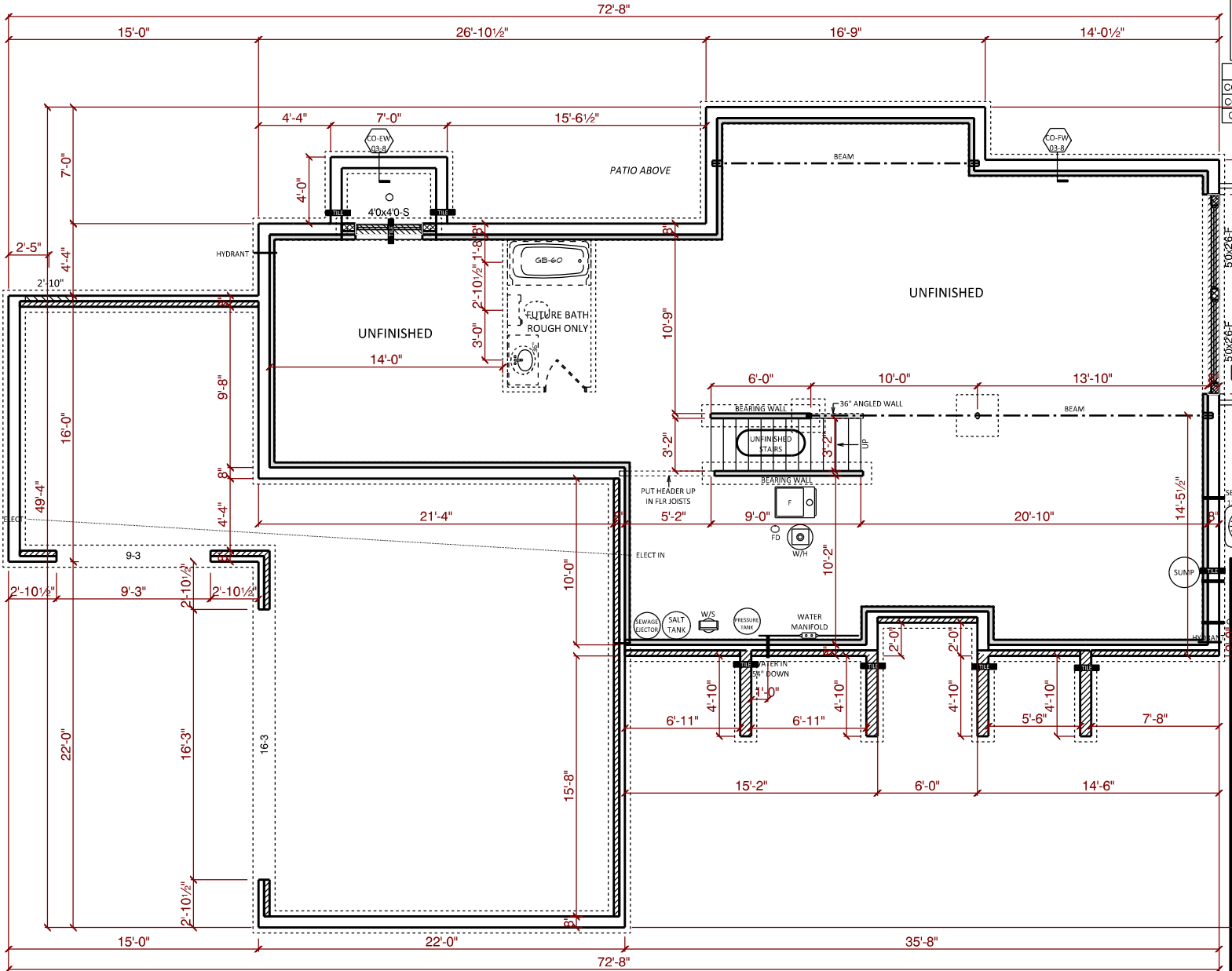


a better way to build

1849 W. Lincoln Ave.
 Gosport, IN 46526
 514-533-3100

THIS DRAWING AND ALL INFORMATION CONTAINED HEREIN IS THE PROPERTY OF TEAM CONSTRUCTION CO., INC. AND IS NOT TO BE REPRODUCED WITHOUT THE EXPRESSED WRITTEN PERMISSION OF TEAM CONSTRUCTION CO., INC. TEAM CONSTRUCTION CO., INC. ASSUMES NO RESPONSIBILITY FOR UNAUTHORIZED USE.

JOB NAME	BALASA Brad & Nicole
JOB LOCATION	7807 W. Moore Rd
MODEL BASE	WESTON II
DATE	10/20/2017
SCALE	NO SCALE
DRAWING	2nd FLOOR



NOTES
 96" Poured Walls
 Typical: 8" Brick Ledges
 12" @ Overhead Doors

DETAILS
 CO-FW-03-8 8" Walls w/ INT & EXT TILE
 CO-WDW-03-8 DAYLIGHT WINDOW WELL
 CO-EW-03-8 EGRESS WINDOW WELL

team
 Construction
 company, inc.
a better way to build
 1849 W. Lincoln Ave.
 Goshen, IN 46536
 574-533-3100

THIS DRAWING AND ALL INFORMATION CONTAINED HEREIN IS THE PROPERTY OF TEAM CONSTRUCTION CO., INC. AND IS NOT TO BE REPRODUCED WITHOUT THE EXPRESSED WRITTEN PERMISSION OF TEAM CONSTRUCTION CO., INC. TEAM CONSTRUCTION CO., INC. ASSUMES NO RESPONSIBILITY FOR UNAUTHORIZED USE.

JOB NAME
**BALASA
 Brad & Nicole**

JOB LOCATION
7807 W. Moore Rd

MODEL BASE
WESTON II

DATE
10/20/2017

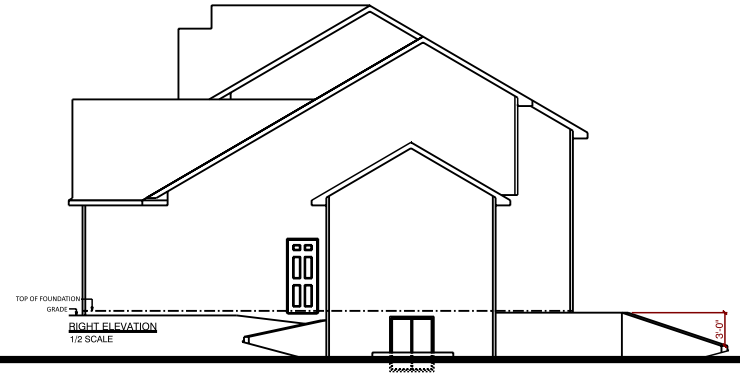
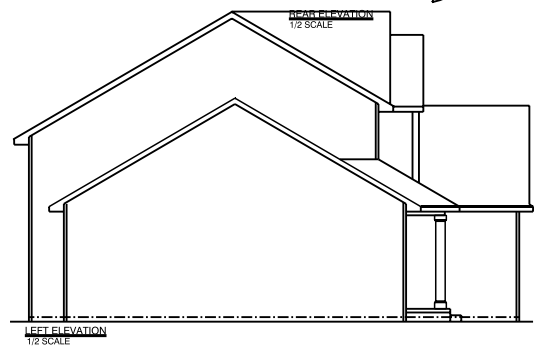
SCALE
NO SCALE

DRAWING
BASEMENT

THIS DRAWING AND ALL INFORMATION CONTAINED HEREIN IS THE PROPERTY OF TEAM CONSTRUCTION CO., INC. AND IS NOT TO BE REPRODUCED WITHOUT THE EXPRESS WRITTEN PERMISSION OF TEAM CONSTRUCTION CO., INC. TEAM CONSTRUCTION CO., INC. ASSUMES NO RESPONSIBILITY FOR MULTIPLE USE.



- A → 10" P/T PORCH POSTS
- B → 2'0"x2'0" WINDOW w/ TRIM



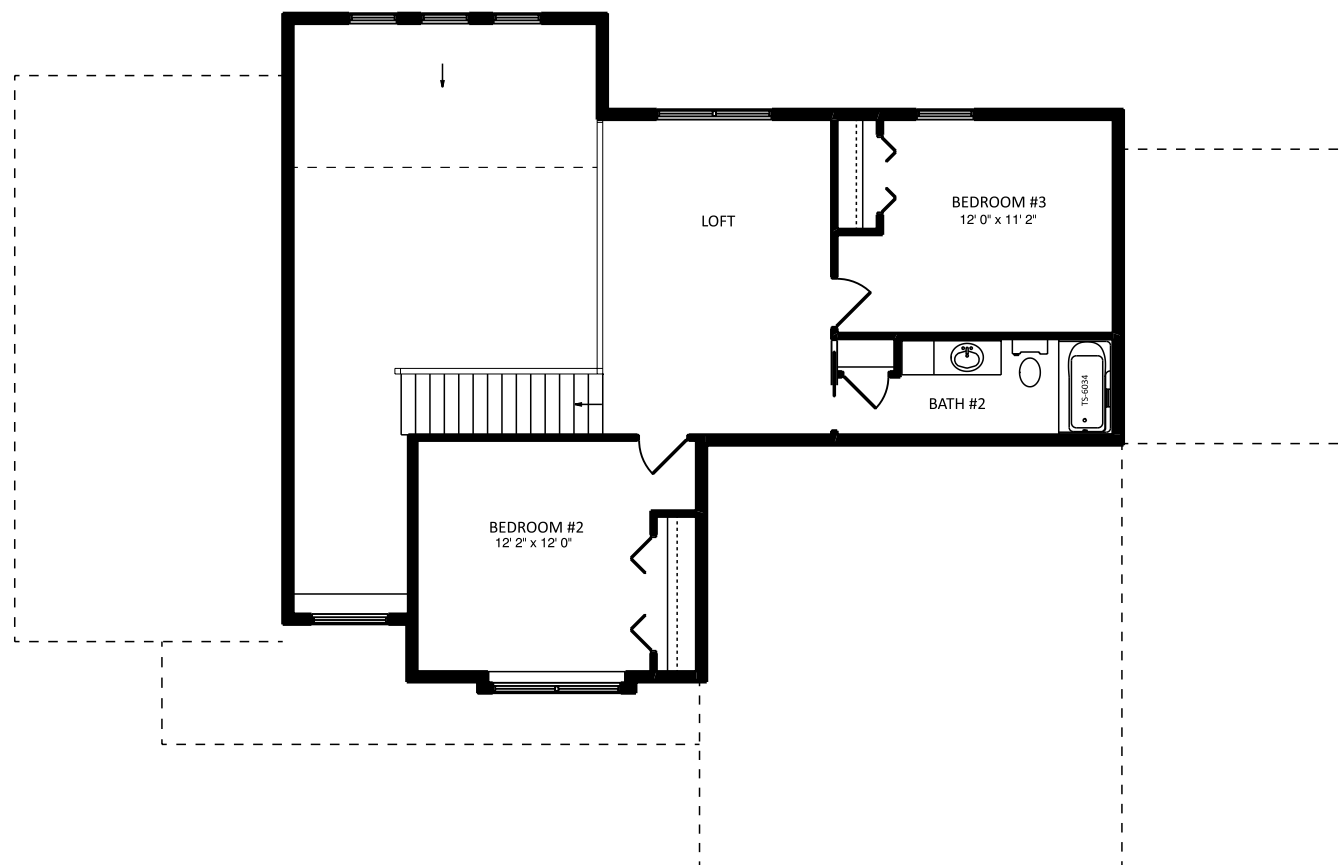
JOB NAME	CHRIS Kim & Bryan
TEAM JOB #	2010
PLAN NAME	WESTON II
DATE	9/5/2023
SCALE	
DRAWING	ELEVATIONS

SQUARE FOOTAGE

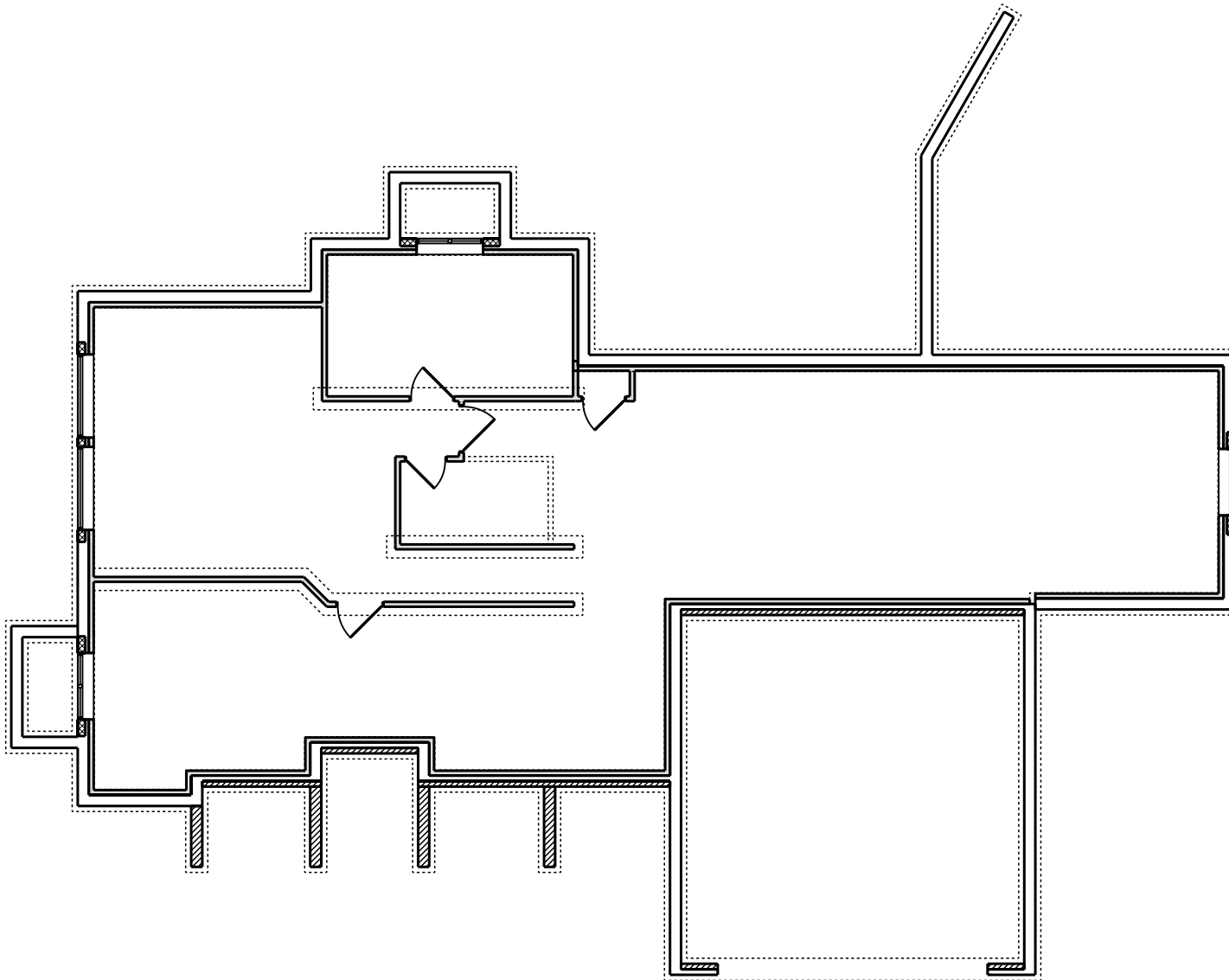
1st Floor	1610 sq. ft.
2nd Floor	664 sq. ft.
Basement (finished)	450 sq. ft.
Garage	484 sq. ft.
Covered Porch	153 sq. ft.



JOB NAME	CHRIS Kim & Bryan
TEAM JOB #	2010
PLAN NAME	WESTON II
DATE	9/5/2023
SCALE	
DRAWING	1st FLOOR



JOB NAME	CHRIS Kim & Bryan
TEAM JOB #	2010
PLAN NAME	WESTON II
DATE	9/5/2023
SCALE	
DRAWING	2nd FLOOR



JOB NAME	CHRIS Kim & Bryan
TEAM JOB #	2010
PLAN NAME	WESTON II
DATE	9/5/2023
SCALE	
DRAWING	BASEMENT



construction
company, inc.

a better way to build

1849 W. Lincoln Ave.
Goshen, IN 46526
574-533-3100

THIS DRAWING AND ALL INFORMATION CONTAINED HEREIN IS THE PROPERTY OF TEAM CONSTRUCTION CO., INC. AND IS NOT TO BE REPRODUCED WITHOUT THE EXPRESSED WRITTEN PERMISSION OF TEAM CONSTRUCTION CO., INC. TEAM CONSTRUCTION CO., INC. ASSUMES NO RESPONSIBILITY FOR UNAUTHORIZED USE.

PLAN NOTES:

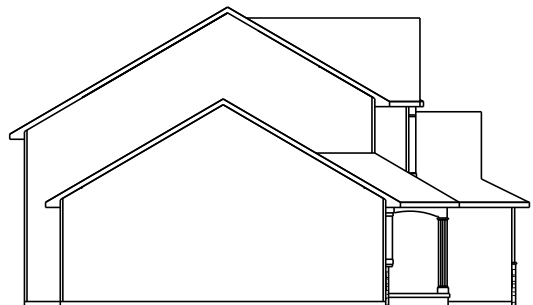
TYPICAL OVERHANGS

EAVES: 16"

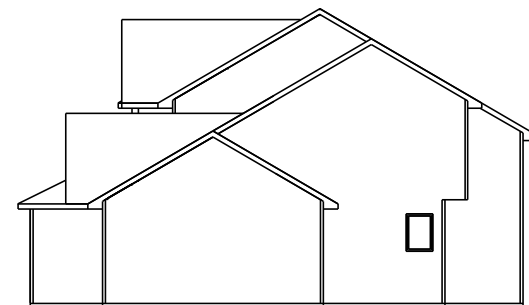
GABLES: 12"



REAR ELEVATION
1/2 SCALE



LEFT ELEVATION
1/2 SCALE



RIGHT ELEVATION
1/2 SCALE

JOB NAME
FIWEK, Mike & Michelle

JOB LOCATION
BLACKSTONE lot #73
4119 Blackstone Drive
Nappanee 46550

MODEL BASE
WESTON 2

SCALE

DATE
July 25, 2014

DRAWING
ELEVATIONS



construction
company, inc.

a better way to build

1849 W. Lincoln Ave.
Goshen, IN 46526
574-533-3100

THIS DRAWING AND ALL INFORMATION CONTAINED HEREIN IS THE PROPERTY OF TEAM CONSTRUCTION CO., INC. AND IS NOT TO BE REPRODUCED WITHOUT THE EXPRESSED WRITTEN PERMISSION OF TEAM CONSTRUCTION CO., INC. TEAM CONSTRUCTION CO., INC. ASSUMES NO RESPONSIBILITY FOR UNAUTHORIZED USE.

PLAN NOTES:

1. 2 x 6 EXT WALLS 24" O.C.
2. 2-1/4" CASING
3. PELLA PROLINE WINDOWS
4. 11-7/8" FLOOR JOISTS

DETAILS

- FR-IAO-01 NICHE OPENINGS
TD-WC-01 1/2 WALL w/ CAP

FIRST FLOOR LIVING AREA - 1,418 sq ft

SECOND FLOOR LIVING AREA - 664 sq ft

TOTAL - 2,082 sq ft

BASEMENT FINISHED AREA - 0 sq ft

GARAGE AREA - 724 sq ft

COVERED PORCH AREA - 162 sq ft

JOB NAME
FIWEK, Mike & Michelle

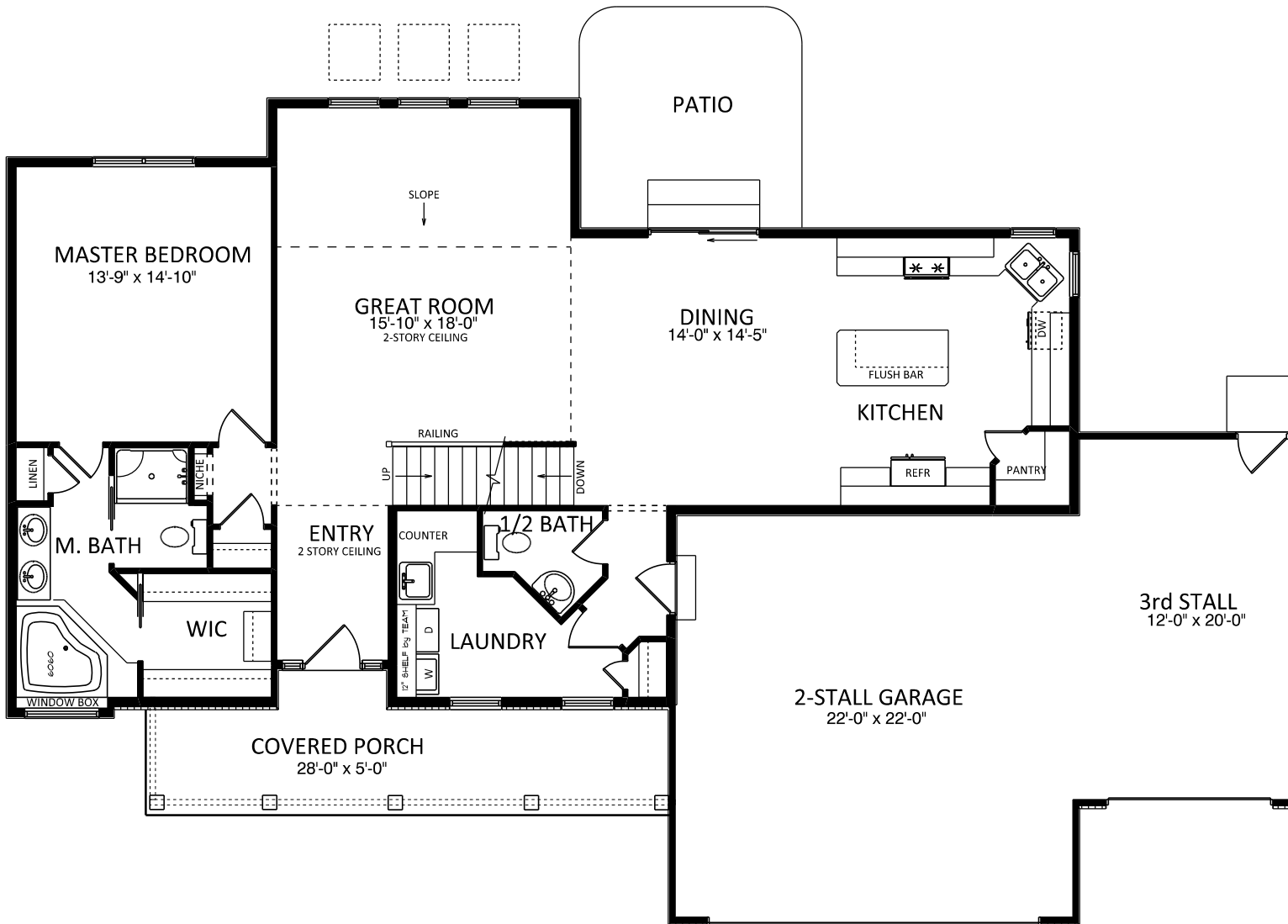
JOB LOCATION
BLACKSTONE lot #73
4119 Blackstone Drive
Nappanee 46550

MODEL BASE
WESTON 2

SCALE

DATE
July 25, 2014

DRAWING
FIRST FLOOR PLAN



THIS DRAWING AND ALL INFORMATION CONTAINED HEREIN IS THE PROPERTY OF TEAM CONSTRUCTION CO., INC. AND IS NOT TO BE REPRODUCED WITHOUT THE EXPRESSED WRITTEN PERMISSION OF TEAM CONSTRUCTION CO., INC. TEAM CONSTRUCTION CO., INC. ASSUMES NO RESPONSIBILITY FOR UNAUTHORIZED USE.

PLAN NOTES:

1. 2 x 6 EXT WALLS 24" O.C.
2. 2-1/4" CASING
3. PELLA PROLINE WINDOWS
4. 11-7/8" FLOOR JOISTS

DETAILS

- FR-IAO-01 NICHE OPENINGS
 FR-WB-01 7" WINDOW BOX

JOB NAME

FIWEK, Mike & Michelle

JOB LOCATION

BLACKSTONE lot #73
 4119 Blackstone Drive
 Nappanee 46550

MODEL BASE

WESTON 2

SCALE

DATE

July 25, 2014

DRAWING

SECOND FLOOR





construction
company, inc.

a better way to build

1849 W. Lincoln Ave.
Goshen, IN 46526
574-533-3100

THIS DRAWING AND ALL INFORMATION CONTAINED HEREIN IS THE PROPERTY OF TEAM CONSTRUCTION CO., INC. AND IS NOT TO BE REPRODUCED WITHOUT THE EXPRESSED WRITTEN PERMISSION OF TEAM CONSTRUCTION CO., INC. TEAM CONSTRUCTION CO., INC. ASSUMES NO RESPONSIBILITY FOR UNAUTHORIZED USE.

PLAN NOTES:

1. 108' POURED WALLS
2. TYPICAL: 8" BRICK LEDGES
12" BL @ OVERHEAD DOORS

DETAILS

- CO-FW-03-9 9' WALLS w/ INT & EXT TILE
- CO-EW-01-9 EGRESS WINDOW WELL FOR 9' FOUND.

JOB NAME:

FIWEK, Mike & Michelle

JOB LOCATION:

BLACKSTONE lot #73
4119 Blackstone Drive
Nappanee 46550

MODEL BASE:

WESTON 2

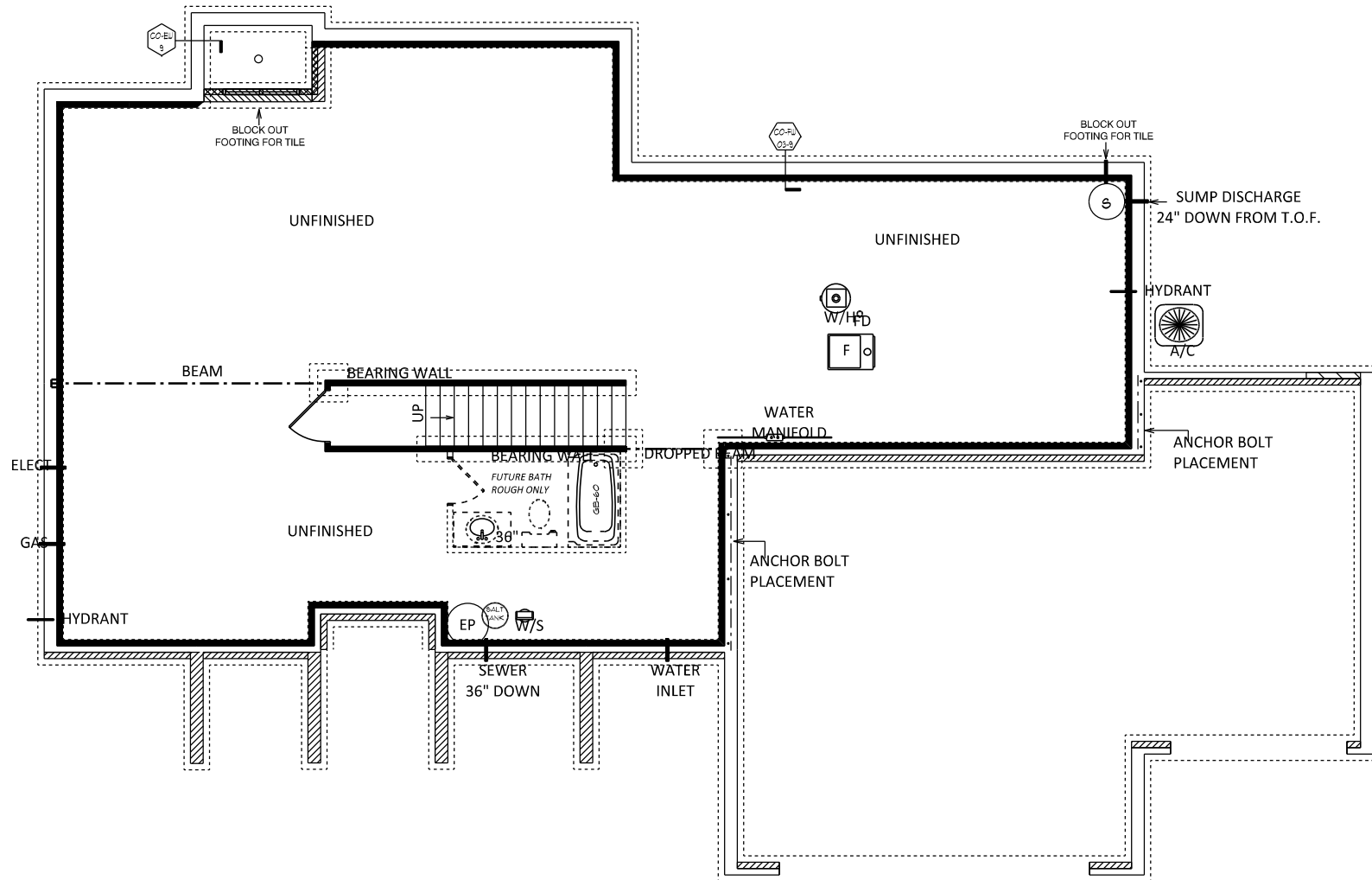
SCALE:

DATE:

July 25, 2014

DRAWING:

BASEMENT PLAN





a better way to build

1849 W. Lincoln Ave.
Goshen, IN 46526
574-533-3100

THIS DRAWING AND ALL INFORMATION CONTAINED HEREIN IS THE PROPERTY OF TEAM CONSTRUCTION CO., INC. AND IS NOT TO BE REPRODUCED WITHOUT THE EXPRESSED WRITTEN PERMISSION OF TEAM CONSTRUCTION CO., INC. TEAM CONSTRUCTION CO., INC. ASSUMES NO RESPONSIBILITY FOR UNAUTHORIZED USE.

NOTES

TYPICAL OVERHANGS
EAVES: 16"
GABLES: 12"

DETAILS

WINDOW WRAP: 6" P/T
(unless noted otherwise)

DETAILS

JOB NAME

GERVER
Mike and Heather

JOB LOCATION

COPPERFIELD lot #128
51569 Copper Forest Lane
Goshen 46528

MODEL BASE

WESTON 2

SCALE

3/16" = 1'-0"

DATE

Thursday, February 18, 2016

DRAWING

ELEVATIONS





a better way to build

1849 W. Lincoln Ave.
Goshen, IN 46526
574-533-3100

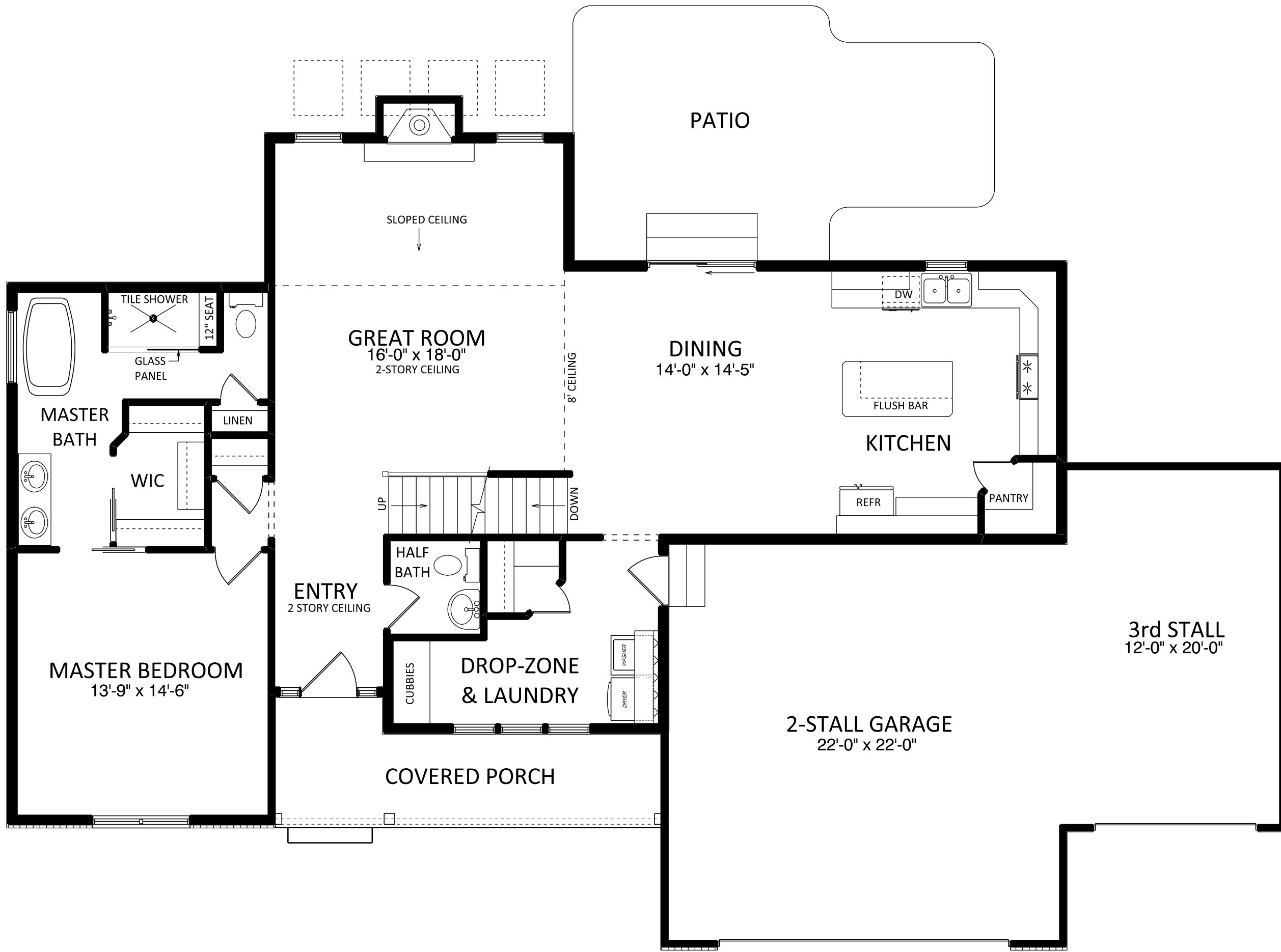
THIS DRAWING AND ALL INFORMATION CONTAINED HEREIN IS THE PROPERTY OF TEAM CONSTRUCTION CO., INC. AND IS NOT TO BE REPRODUCED WITHOUT THE EXPRESSED WRITTEN PERMISSION OF TEAM CONSTRUCTION CO., INC. TEAM CONSTRUCTION CO., INC. ASSUMES NO RESPONSIBILITY FOR UNAUTHORIZED USE.

- NOTES
1. 2 x 6 EXT WALLS 24" O.C.
 2. 3-1/4" CASING
 3. PELLA ENCOMPASS WINDOWS
 4. 11-7/8" FLOOR JOISTS
 5. ALL CEILINGS 8' (unless otherwise noted)

FIRST FLOOR LIVING AREA -	1,415 sq ft
SECOND FLOOR LIVING AREA -	665 sq ft
TOTAL LIVING AREA -	2,080 sq ft
BASEMENT FINISHED AREA -	0 sq ft
GARAGE AREA -	724 sq ft
COVERED PORCH AREA -	125 sq ft

DETAILS

JOB NAME	GERVER Mike and Heather
JOB LOCATION	COPPERFIELD lot #128 51569 Copper Forest Lane Goshen 46528
MODEL BASE	WESTON 2
SCALE	3/16" = 1'-0"
DATE	Thursday, February 18, 2016
DRAWING	1st FLOOR PLAN

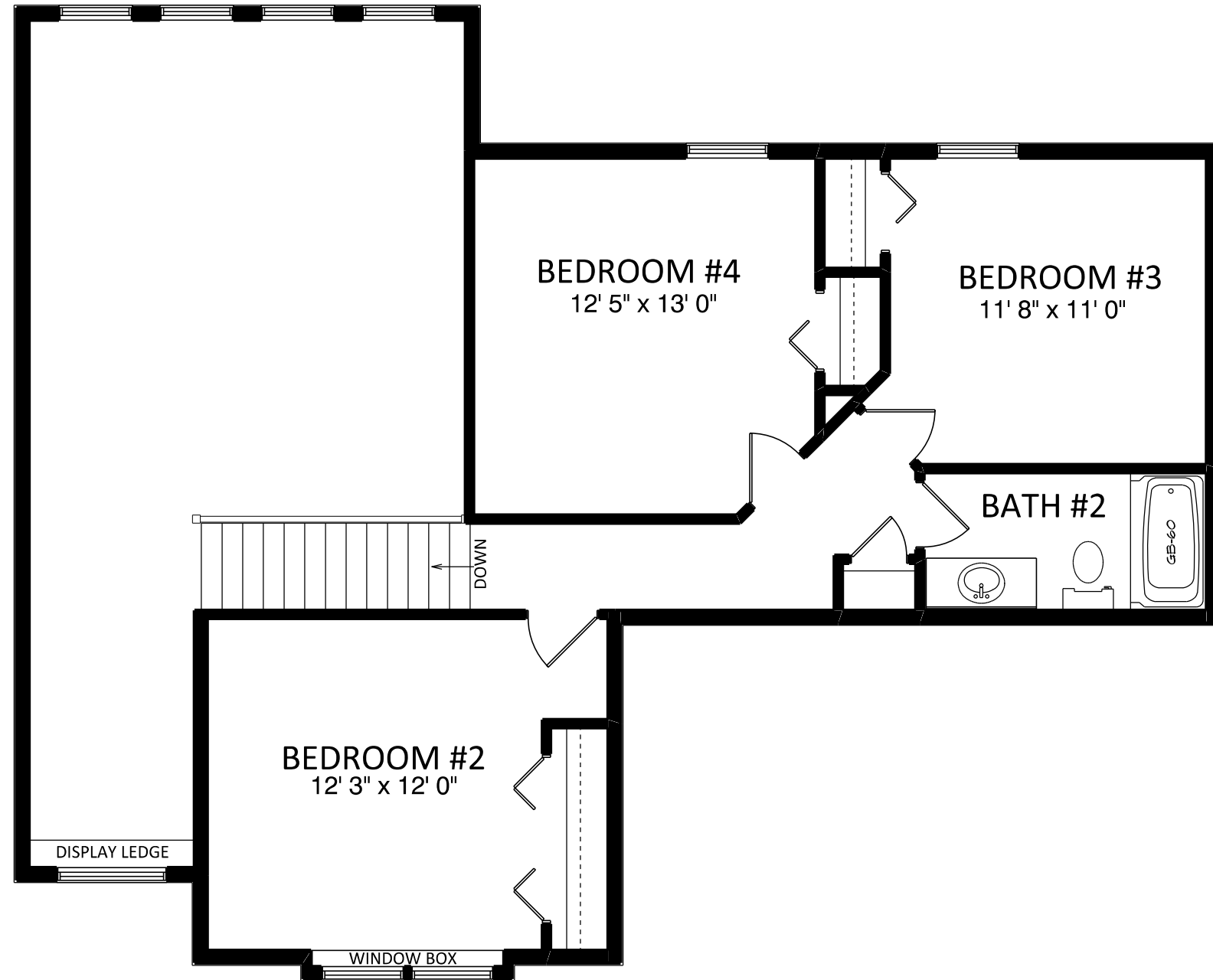




a better way to build

1849 W. Lincoln Ave.
Goshen, IN 46526
574-533-3100

THIS DRAWING AND ALL INFORMATION CONTAINED HEREIN IS THE PROPERTY OF TEAM CONSTRUCTION CO., INC. AND IS NOT TO BE REPRODUCED WITHOUT THE EXPRESSED WRITTEN PERMISSION OF TEAM CONSTRUCTION CO., INC. TEAM CONSTRUCTION CO., INC. ASSUMES NO RESPONSIBILITY FOR UNAUTHORIZED USE.



- NOTES
- 1. 2 x 6 EXT WALLS 24" O.C.
 - 2. 3-1/4" CASING
 - 3. PELLA ENCOMPASS WINDOWS
 - 4. 11-7/8" FLOOR JOISTS
 - 5. ALL CEILINGS 8' (unless otherwise noted)

DETAILS

JOB NAME
GERVER
Mike and Heather

JOB LOCATION
COPPERFIELD lot #128
51569 Copper Forest Lane
Goshen 46528

MODEL BASE
WESTON 2

SCALE 3/16" = 1'-0"

DATE Thursday, February 18, 2016

DRAWING
2nd FLOOR PLAN



a better way to build

1849 W. Lincoln Ave.
Goshen, IN 46526
574-533-3100

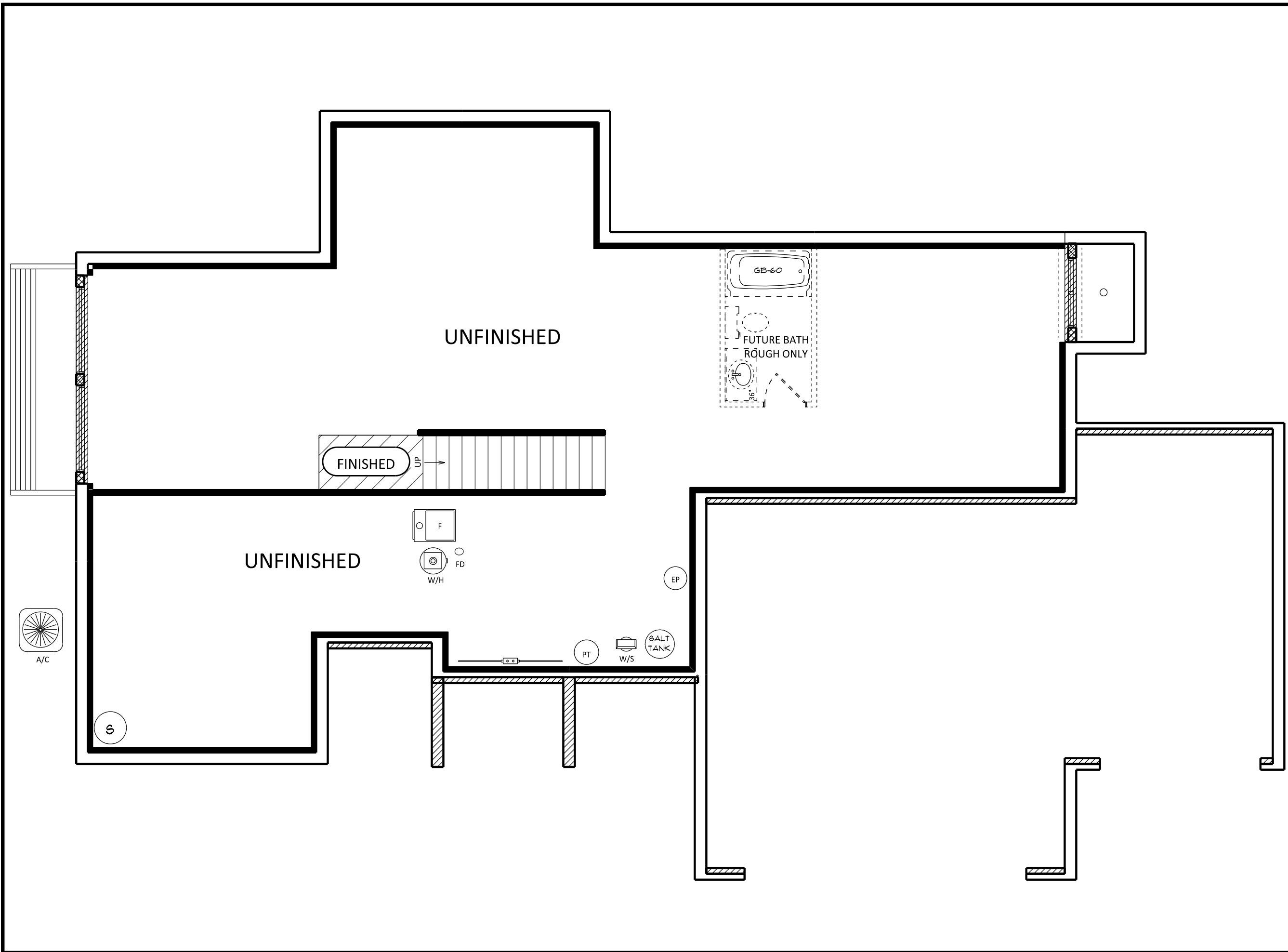
THIS DRAWING AND ALL INFORMATION CONTAINED HEREIN IS THE PROPERTY OF TEAM CONSTRUCTION CO., INC. AND IS NOT TO BE REPRODUCED WITHOUT THE EXPRESSED WRITTEN PERMISSION OF TEAM CONSTRUCTION CO., INC. TEAM CONSTRUCTION CO., INC. ASSUMES NO RESPONSIBILITY FOR UNAUTHORIZED USE.

NOTES

1. 96" POURED WALLS
2. TYPICAL: 8" BRICK LEDGES
12" BL @ OVERHEAD DOORS

DETAILS

- CO-FW-02-8 8' WALLS w/ INT TILE
- CO-EW-02-8 EGRESS WINDOW WELL
- CO-WDW-02-8 DAYLIGHT WINDOW



JOB NAME

GERVER
Mike and Heather

JOB LOCATION

COPPERFIELD lot #128
51569 Copper Forest Lane
Goshen 46528

MODEL BASE

WESTON 2

SCALE

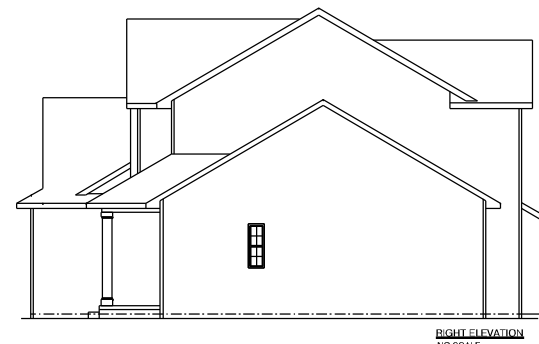
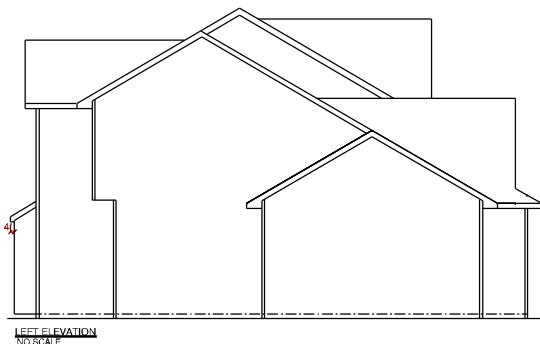
3/16" = 1'-0"

DATE

Thursday, February 18, 2016

DRAWING

BASEMENT PLAN



LEFT ELEVATION
NO SCALE

REAR ELEVATION
NO SCALE

RIGHT ELEVATION
NO SCALE

team
construction
company, inc.
a better way to build

1849 W. Lincoln Ave.
Goshen, IN 46526
574-533-3100

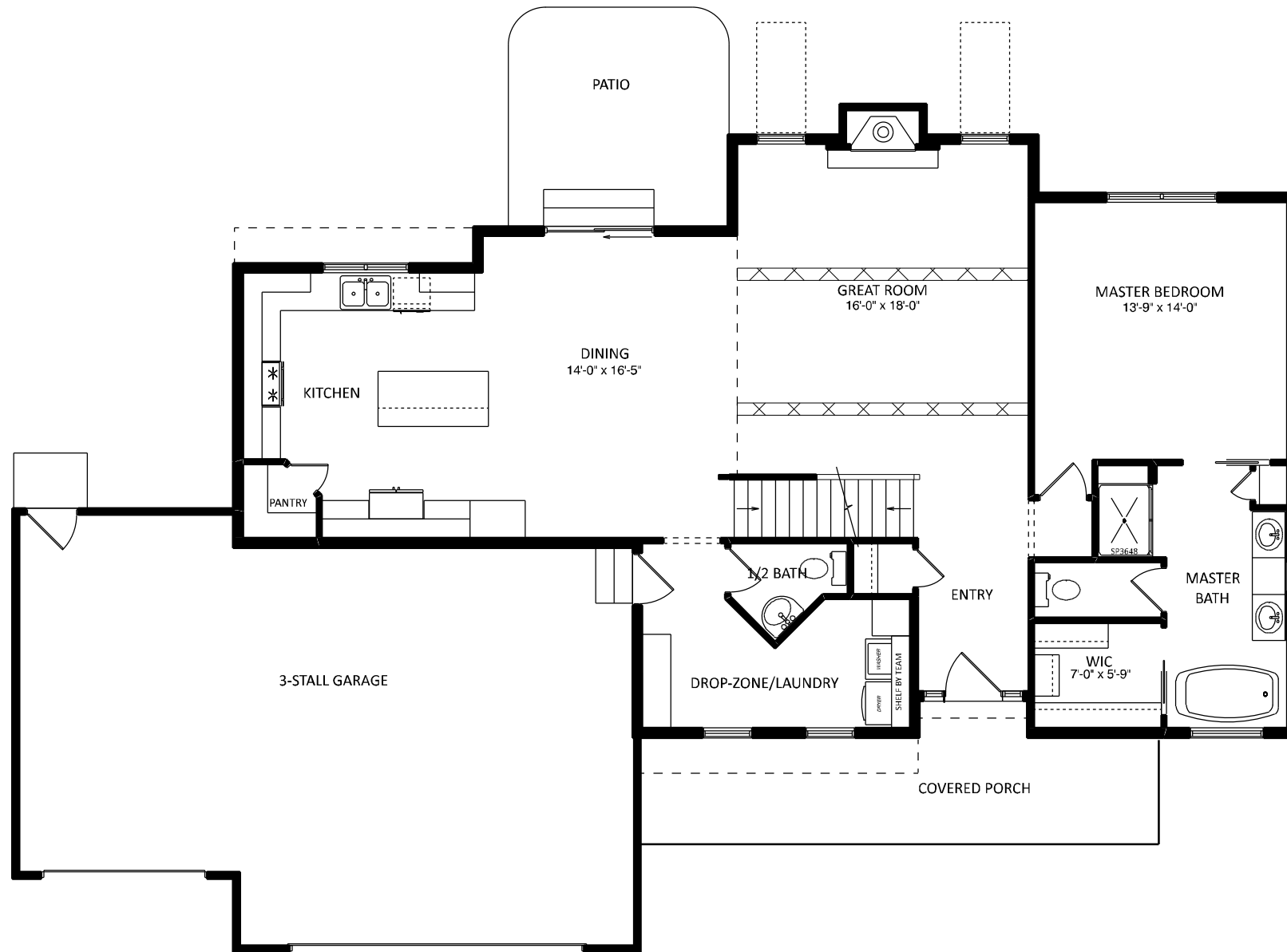
THIS DRAWING AND ALL INFORMATION CONTAINED HEREIN IS THE PROPERTY OF TEAM CONSTRUCTION CO., INC. AND IS NOT TO BE REPRODUCED OR TRANSMITTED IN ANY FORM OR BY ANY MEANS, ELECTRONIC OR MECHANICAL, INCLUDING PHOTOCOPYING, RECORDING, OR BY ANY INFORMATION STORAGE AND RETRIEVAL SYSTEM, WITHOUT THE EXPRESS WRITTEN PERMISSION OF TEAM CONSTRUCTION CO., INC. TEAM CONSTRUCTION CO., INC. ASSUMES NO LIABILITY FOR ANY ERRORS OR OMISSIONS.

JOB NAME	HILE Brad and Jillian
JOB LOCATION	69108 Turnwood Ct. New Paris 46553 Jackson Terrace Lot 14
MODEL BASE	WESTON II
DATE	5/1/2020
SCALE	NO SCALE
DRAWING	ELEVATIONS

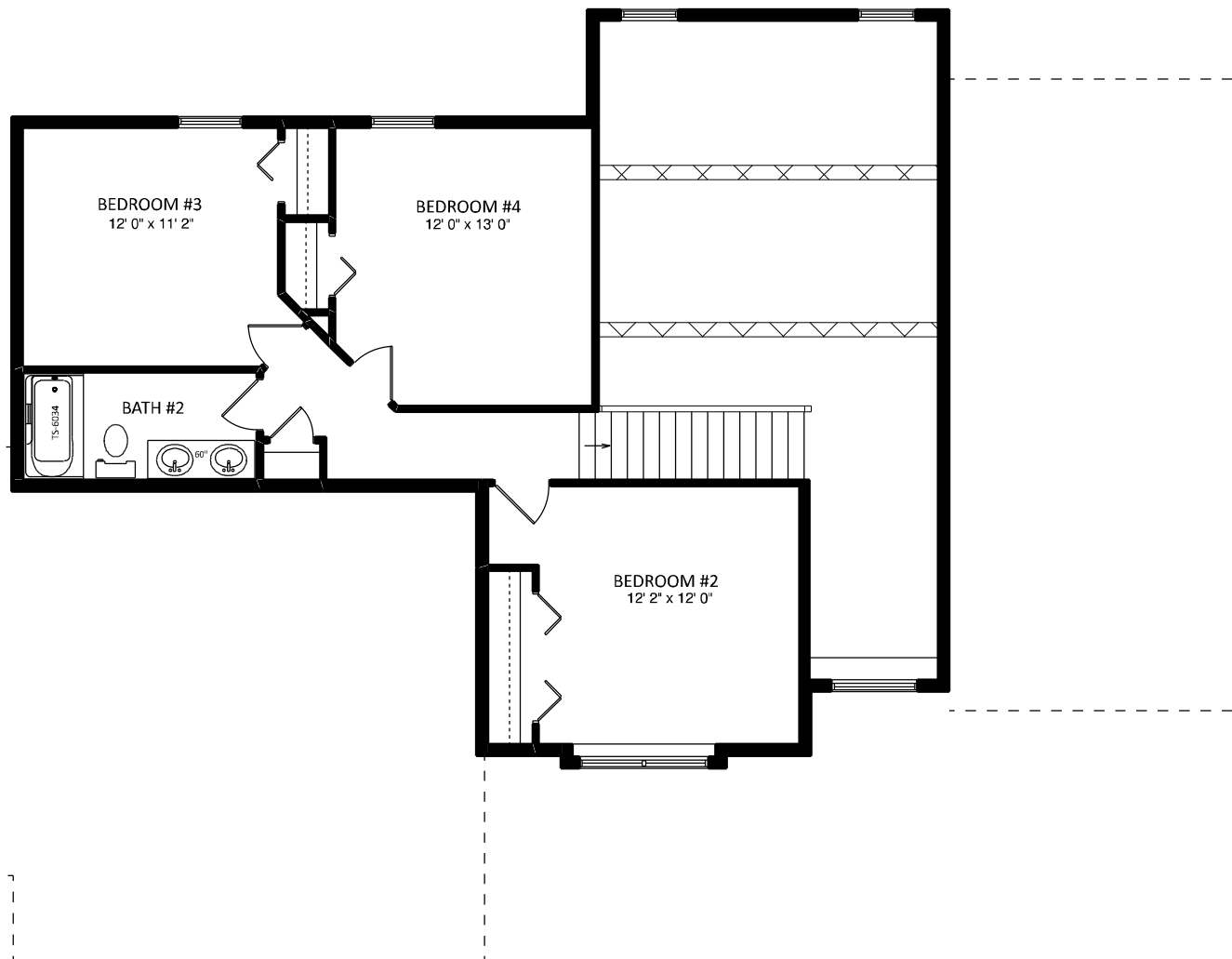
THIS DRAWING AND ALL INFORMATION CONTAINED HEREIN IS THE PROPERTY OF TEAM CONSTRUCTION CO., INC. AND IS NOT TO BE REPRODUCED OR TRANSMITTED IN ANY FORM OR BY ANY MEANS, ELECTRONIC OR MECHANICAL, WITHOUT THE EXPRESS WRITTEN PERMISSION OF TEAM CONSTRUCTION CO., INC. TEAM CONSTRUCTION CO., INC. ASSUMES NO LIABILITY FOR UNAUTHORIZED DUPLICATION.

SQUARE FOOTAGE

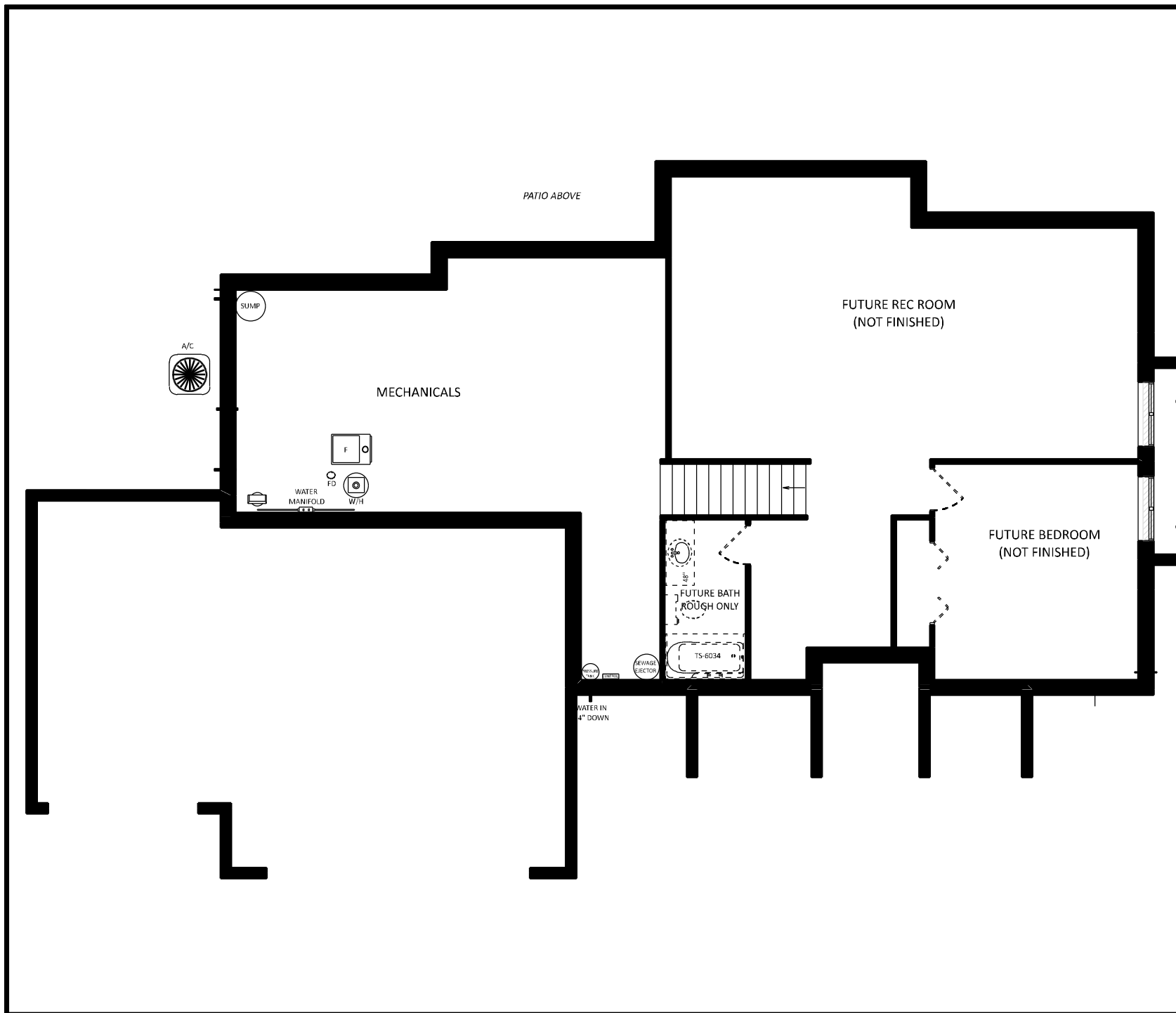
1st Floor	1447 sq. ft.
2nd Floor	664 sq. ft.
Garage	724 sq. ft.
Covered Porch	162 sq. ft.



JOB NAME	HILE Brad and Jillian
JOB LOCATION	69108 Turnwood Ct. New Paris 46553 Jackson Terrace Lot 14
MODEL BASE	WESTON II
DATE	5/1/2020
SCALE	NO SCALE
DRAWING	1st FLOOR



JOB NAME	HILE Brad and Jillian
JOB LOCATION	69108 Turnwood Ct. New Paris 46553 Jackson Terrace Lot 14
MODEL BASE	WESTON II
DATE	5/1/2020
SCALE	NO SCALE
DRAWING	2nd FLOOR

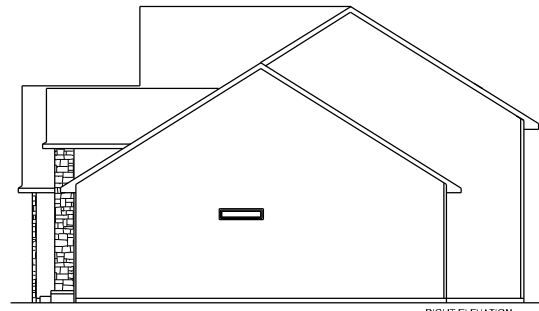
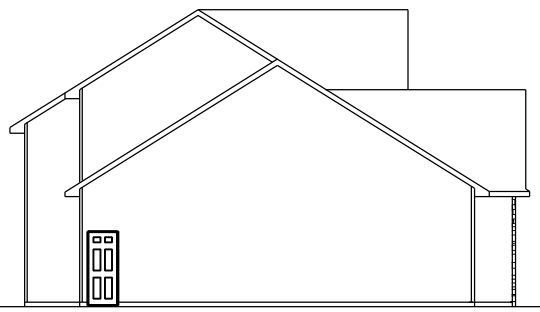
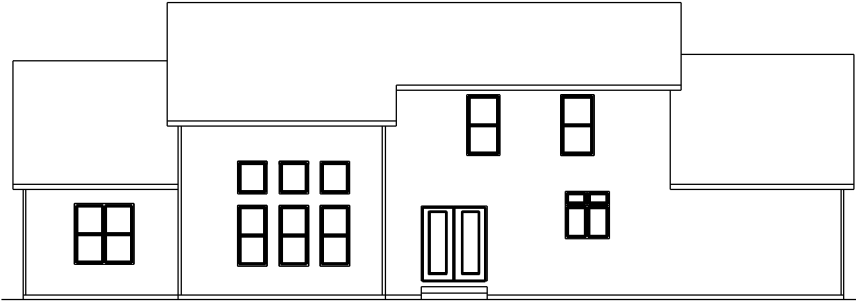


JOB NAME	HILE Brad and Jillian
JOB LOCATION	69108 Turnwood Ct. New Paris 46553 Jackson Terrace Lot 14
MODEL BASE	WESTON II
DATE	5/1/2020
SCALE	NO SCALE
DRAWING	BASEMENT

NOTES	
TYPICAL OVERHANGS	
EAVES:	16"
GABLES:	12"
WRAP (WHERE DRAWN): 6" P/T	
-unless noted otherwise-	



A → MID-AMERICA 12"x18" RECTANGLE

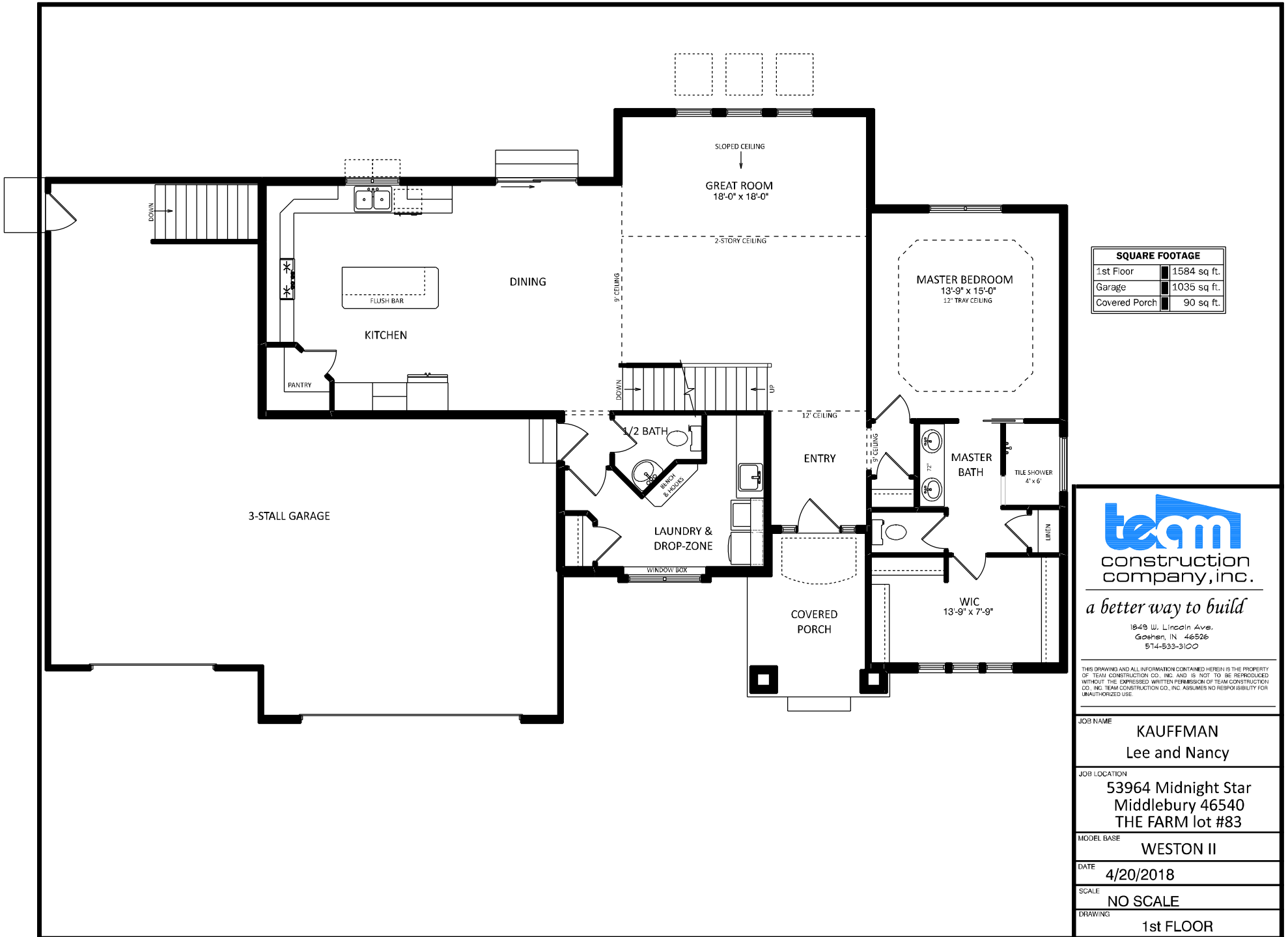


a better way to build

1849 W. Lincoln Ave.
Goshen, IN 46526
514-533-3100

THIS DRAWING AND ALL INFORMATION CONTAINED HEREIN IS THE PROPERTY OF TEAM CONSTRUCTION CO., INC. AND IS NOT TO BE REPRODUCED WITHOUT THE EXPRESSED WRITTEN PERMISSION OF TEAM CONSTRUCTION CO., INC. TEAM CONSTRUCTION CO., INC. ASSUMES NO RESPONSIBILITY FOR UNAUTHORIZED USE.

JOB NAME	KAUFFMAN Lee and Nancy
JOB LOCATION	53964 Midnight Star Middlebury 46540 THE FARM lot #83
MODEL BASE	WESTON II
DATE	4/20/2018
SCALE	NO SCALE
DRAWING	ELEVATIONS



SQUARE FOOTAGE	
1st Floor	1584 sq. ft.
Garage	1035 sq. ft.
Covered Porch	90 sq. ft.

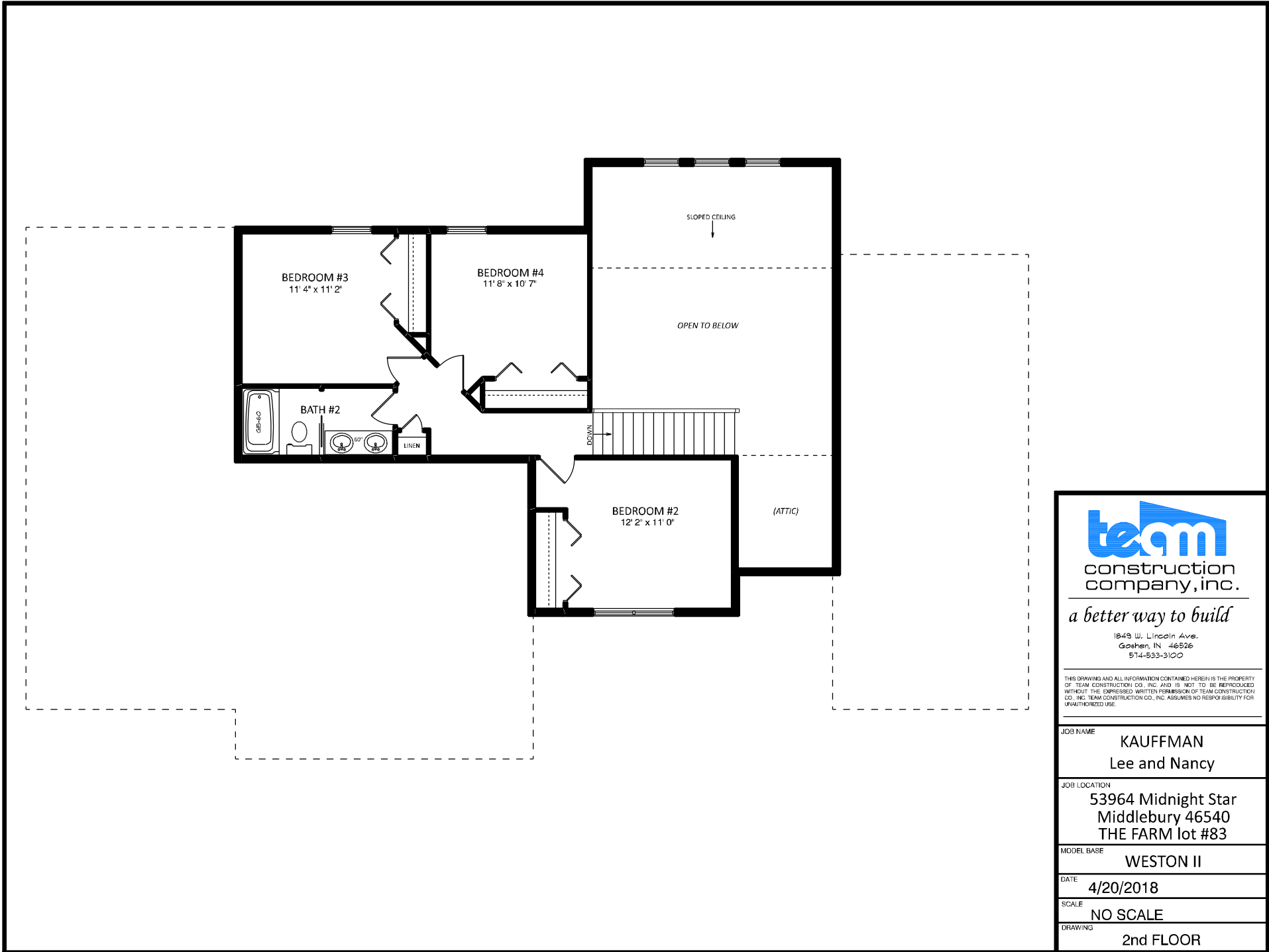


a better way to build

1849 W. Lincoln Ave.
Goshen, IN 46526
574-533-3100

THIS DRAWING AND ALL INFORMATION CONTAINED HEREIN IS THE PROPERTY OF TEAM CONSTRUCTION CO., INC. AND IS NOT TO BE REPRODUCED WITHOUT THE EXPRESSED WRITTEN PERMISSION OF TEAM CONSTRUCTION CO., INC. TEAM CONSTRUCTION CO., INC. ASSUMES NO RESPONSIBILITY FOR UNAUTHORIZED USE.

JOB NAME	KAUFFMAN Lee and Nancy
JOB LOCATION	53964 Midnight Star Middlebury 46540 THE FARM lot #83
MODEL BASE	WESTON II
DATE	4/20/2018
SCALE	NO SCALE
DRAWING	1st FLOOR

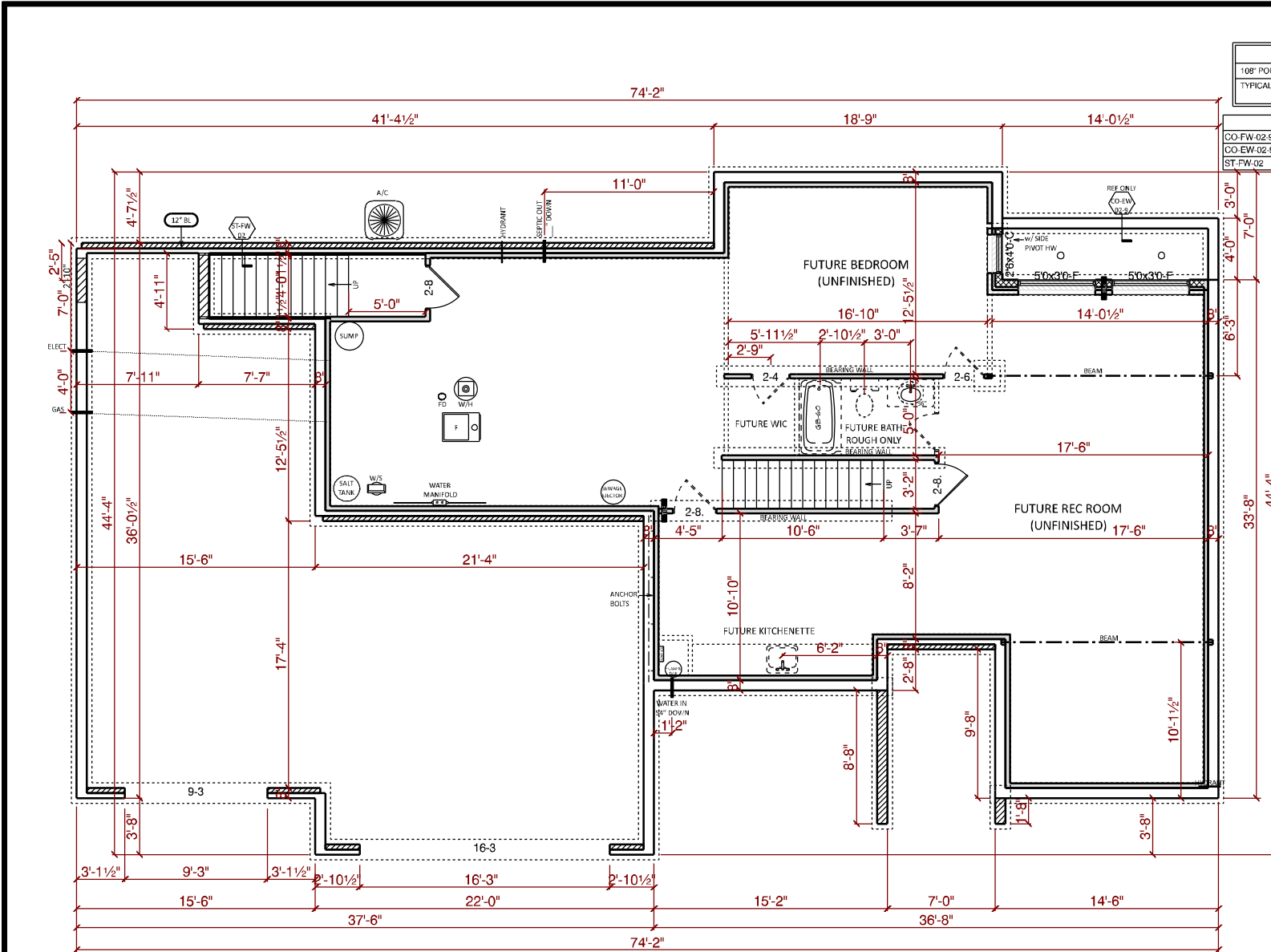


a better way to build

1849 W. Lincoln Ave.
Goshen, IN 46526
574-533-3100

THIS DRAWING AND ALL INFORMATION CONTAINED HEREIN IS THE PROPERTY OF TEAM CONSTRUCTION CO., INC. AND IS NOT TO BE REPRODUCED WITHOUT THE EXPRESSED WRITTEN PERMISSION OF TEAM CONSTRUCTION CO., INC. TEAM CONSTRUCTION CO., INC. ASSUMES NO RESPONSIBILITY FOR UNAUTHORIZED USE.

JOB NAME	KAUFFMAN Lee and Nancy
JOB LOCATION	53964 Midnight Star Middlebury 46540 THE FARM lot #83
MODEL BASE	WESTON II
DATE	4/20/2018
SCALE	NO SCALE
DRAWING	2nd FLOOR



NOTES	
108" POURED WALLS	
TYPICAL: 8" BRICK LEDGES	
12" @ OVERHEAD DOORS	

DETAILS	
CO-FW-02-S	9" WALLS w/ INT TILE
CO-EW-02-S	EGRESS WINDOW WELL
ST-FW-02	1.5" FIRING FOR STAIRS



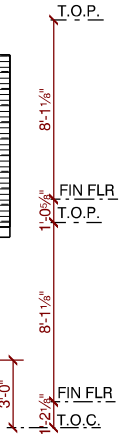
1849 W. Lincoln Ave.
 Goshen, IN 46526
 514-533-3100

THIS DRAWING AND ALL INFORMATION CONTAINED HEREIN IS THE PROPERTY OF TEAM CONSTRUCTION CO., INC. AND IS NOT TO BE REPRODUCED WITHOUT THE EXPRESSED WRITTEN PERMISSION OF TEAM CONSTRUCTION CO., INC. TEAM CONSTRUCTION CO., INC. ASSUMES NO RESPONSIBILITY FOR UNAUTHORIZED USE.

JOB NAME	KAUFFMAN Lee and Nancy
JOB LOCATION	53964 Midnight Star Middlebury 46540 THE FARM lot #83
MODEL BASE	WESTON II
DATE	4/20/2018
SCALE	NO SCALE
DRAWING	BASEMENT



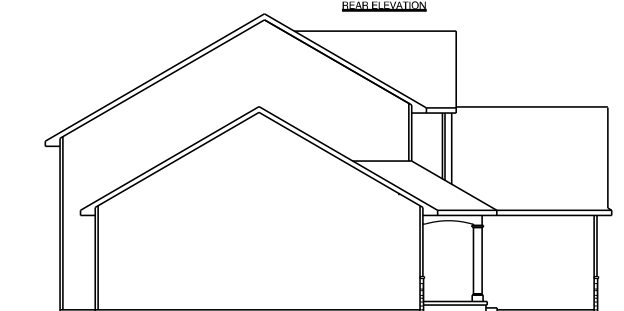
NOTES	
TYPICAL OVERHANGS	
EAVES:	16"
GABLES:	12"
WRAP (WHERE DRAWN): 6" PLY GEM	
-unless noted otherwise-	



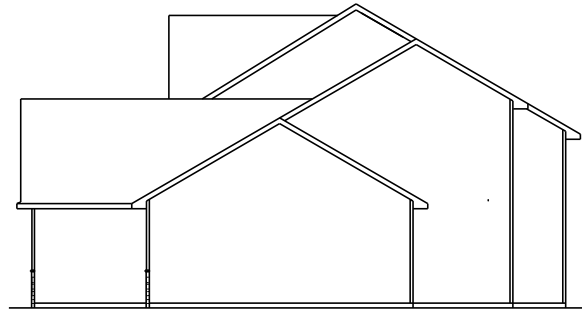
- A → 7" P/T PORCH POSTS
- B → MID-AMERICA 30" DESIGNER ROUND w/ KEYS



REAR ELEVATION



LEFT ELEVATION

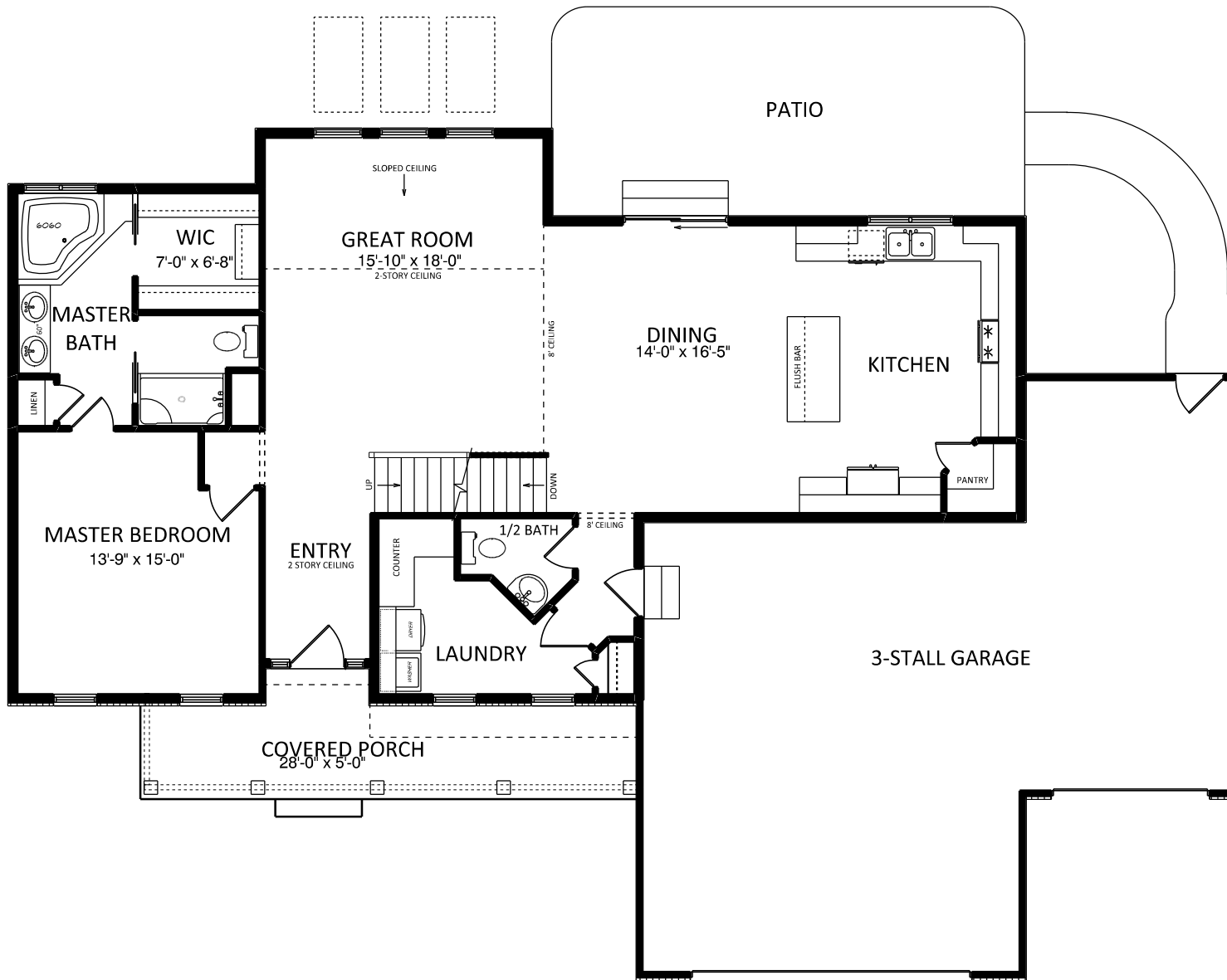


RIGHT ELEVATION

team
 construction
 company, inc.
a better way to build
 1249 W. Lincoln Ave.
 Goshen, IN 46536
 574-533-3100

THIS DRAWING AND ALL INFORMATION CONTAINED HEREIN IS THE PROPERTY OF TEAM CONSTRUCTION CO., INC. AND IS NOT TO BE REPRODUCED WITHOUT THE EXPRESSED WRITTEN PERMISSION OF TEAM CONSTRUCTION CO., INC. TEAM CONSTRUCTION CO., INC. ASSUMES NO RESPONSIBILITY FOR UNAUTHORIZED USE.

JOB NAME	LANDON Jason and Carrie
JOB LOCATION	30697 CR 28
MODEL BASE	WESTON II
DATE	11/16/2017
SCALE	NO SCALE
DRAWING	ELEVATIONS



NOTES
2x6 EXT WALLS 16" O/C
2x4 INT WALLS 16" O/C
11-7/8" I-JOISTS
PELLA PROLINE WINDOWS
3-1/4" CASING
ALL CEILINGS 8'
(unless otherwise noted)

SQUARE FOOTAGE	
1st Floor	1472 sq. ft.
2nd Floor	664 sq. ft.
Garage	860 sq. ft.
Covered Porch	162 sq. ft.



a better way to build

1249 W. Lincoln Ave.
Goshen, IN 46536
574-533-3100

THIS DRAWING AND ALL INFORMATION CONTAINED HEREIN IS THE PROPERTY OF TEAM CONSTRUCTION CO., INC. AND IS NOT TO BE REPRODUCED WITHOUT THE EXPRESSED WRITTEN PERMISSION OF TEAM CONSTRUCTION CO., INC. TEAM CONSTRUCTION CO., INC. ASSUMES NO RESPONSIBILITY FOR UNAUTHORIZED USE.

JOB NAME
LANDON
Jason and Carrie

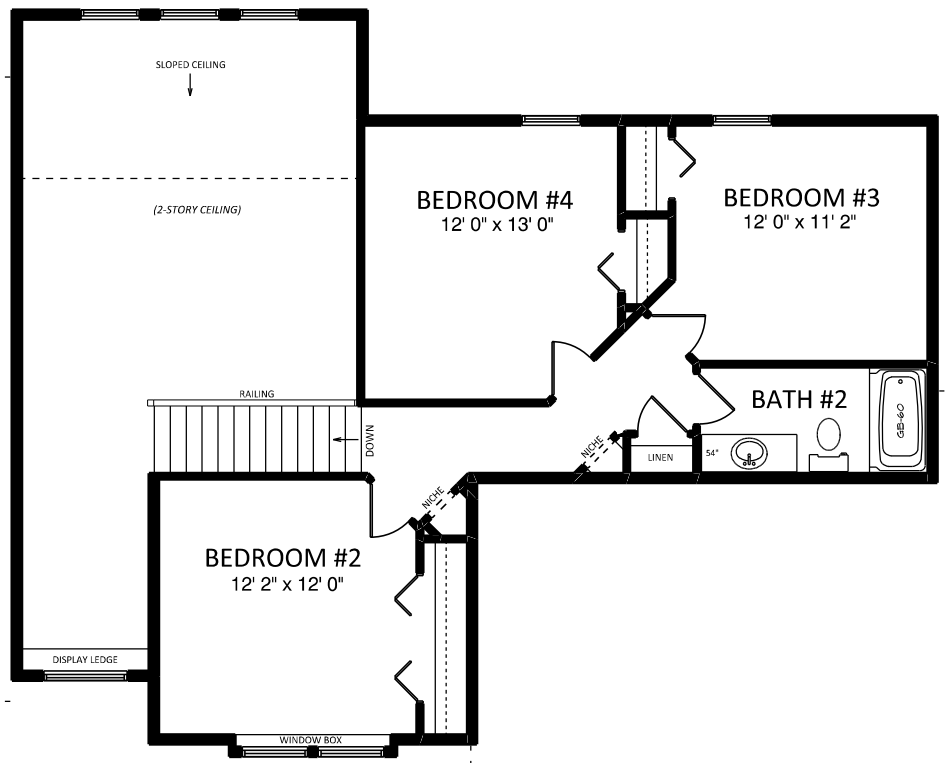
JOB LOCATION
30697 CR 28

MODEL BASE
WESTON II

DATE
11/16/2017

SCALE
NO SCALE

DRAWING
1st FLOOR



NOTES
2x6 EXT WALLS 16" O/C
2x4 INT WALLS 16" O/C
11-7/8" I-JOISTS
PELLA PROLINE WINDOWS
3-1/4" CASING
ALL CEILINGS 8'
(unless otherwise noted)

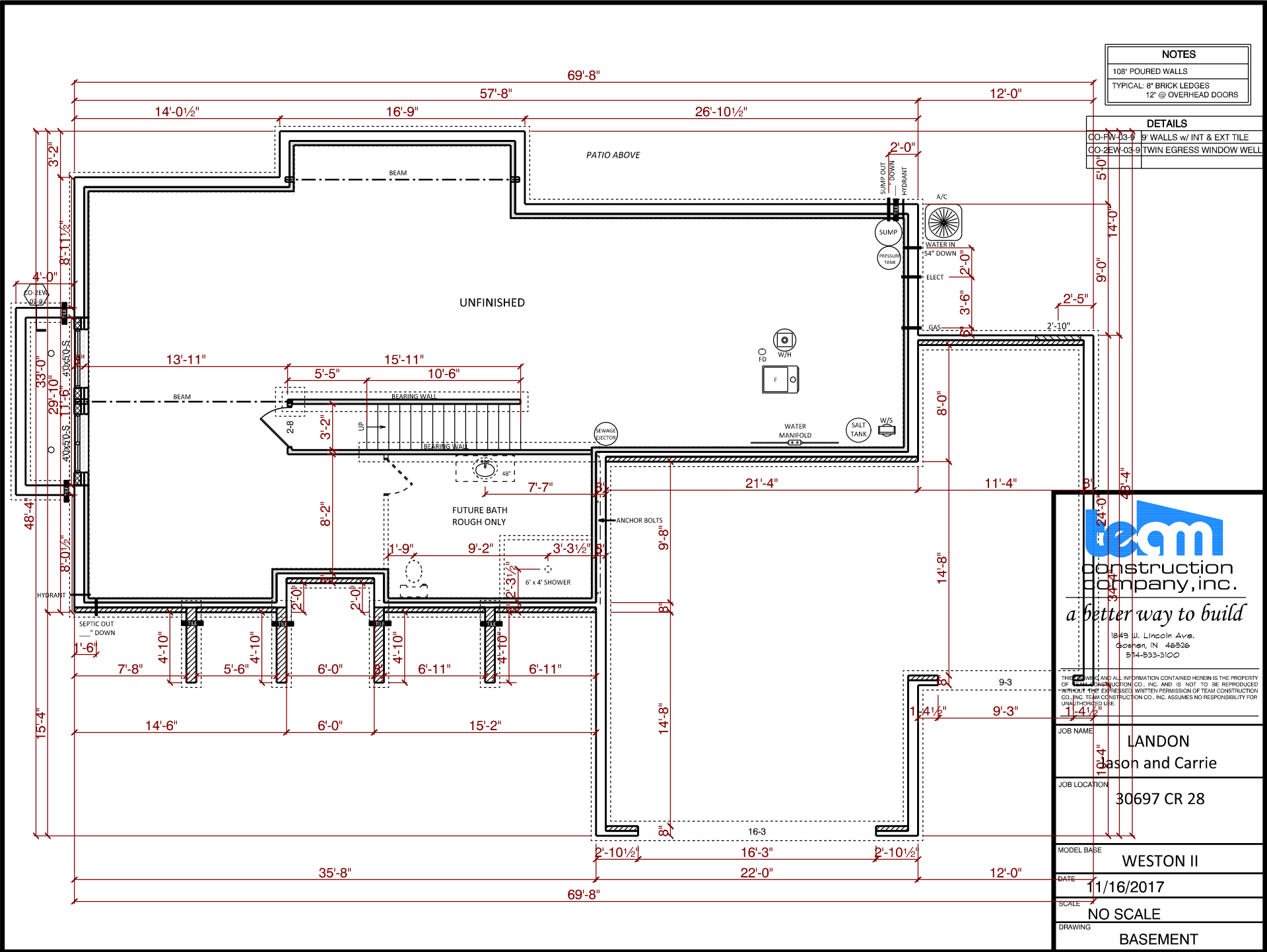


a better way to build

1849 W. Lincoln Ave.
Goshen, IN 46526
514-533-3100


THIS DRAWING AND ALL INFORMATION CONTAINED HEREIN IS THE PROPERTY OF TEAM CONSTRUCTION CO., INC. AND IS NOT TO BE REPRODUCED WITHOUT THE EXPRESSED WRITTEN PERMISSION OF TEAM CONSTRUCTION CO., INC. TEAM CONSTRUCTION CO., INC. ASSUMES NO RESPONSIBILITY FOR UNAUTHORIZED USE.

JOB NAME	LONDON Jason and Carrie
JOB LOCATION	30697 CR 28
MODEL BASE	WESTON II
DATE	11/16/2017
SCALE	NO SCALE
DRAWING	2nd FLOOR



NOTES	
108" POURED WALLS	
TYPICAL: 8" BRICK LEDGES	
12" @ OVERHEAD DOORS	

DETAILS	
CO-FW-03-9	9" WALLS w/ INT & EXT TILE
CO-2EW-03-9	TWIN EGRESS WINDOW WELL



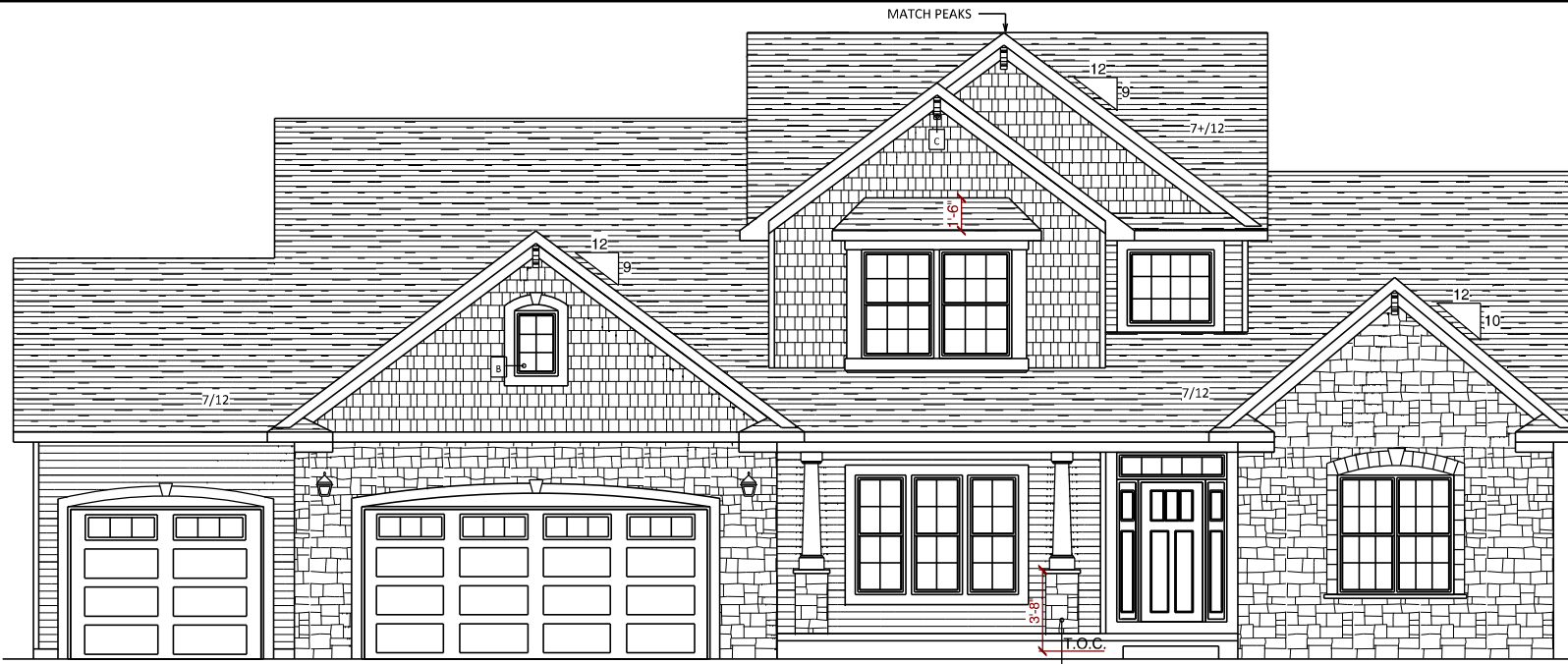
Team
construction
company, inc.

a better way to build

1949 W. Lincoln Ave.
Cochran, IN 46536
514-533-3100

THE DESIGN AND ALL INFORMATION CONTAINED HEREIN IS THE PROPERTY OF TEAM CONSTRUCTION CO., INC. AND IS NOT TO BE REPRODUCED WITHOUT THE EXPRESSED WRITTEN PERMISSION OF TEAM CONSTRUCTION CO., INC. TEAM CONSTRUCTION CO., INC. ASSUMES NO RESPONSIBILITY FOR UNAUTHORIZED USE.

JOB NAME	LANDON Mason and Carrie
JOB LOCATION	30697 CR 28
MODEL BASE	WESTON II
DATE	11/16/2017
SCALE	NO SCALE
DRAWING	BASEMENT



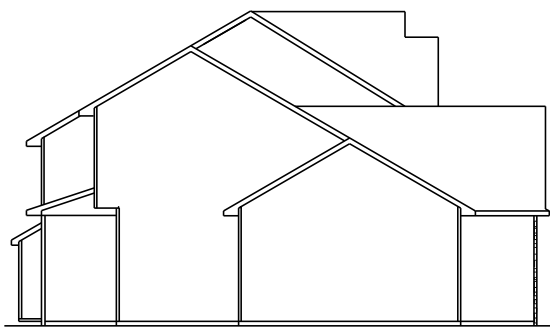
NOTES
TYPICAL OVERHANGS
EAVES: 16"
GABLES: 12"
WINDOW WRAP: 6" P/T (unless noted otherwise)

- A → PO-C6 PORCH POSTS
- B → 2'0x3'0 FIXED CASEMENT
- C → NU-WOOD BR300 CORBEL

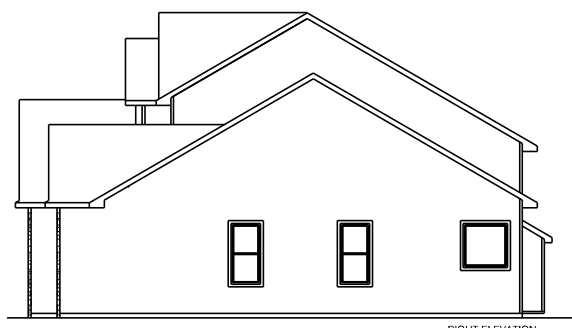


REAR ELEVATION
1/2 SCALE

2-3/4" CHANNEL ON
WINDOWS & DOORS



LEFT ELEVATION
1/2 SCALE



RIGHT ELEVATION
1/2 SCALE

2-3/4" CHANNEL ON
WINDOWS

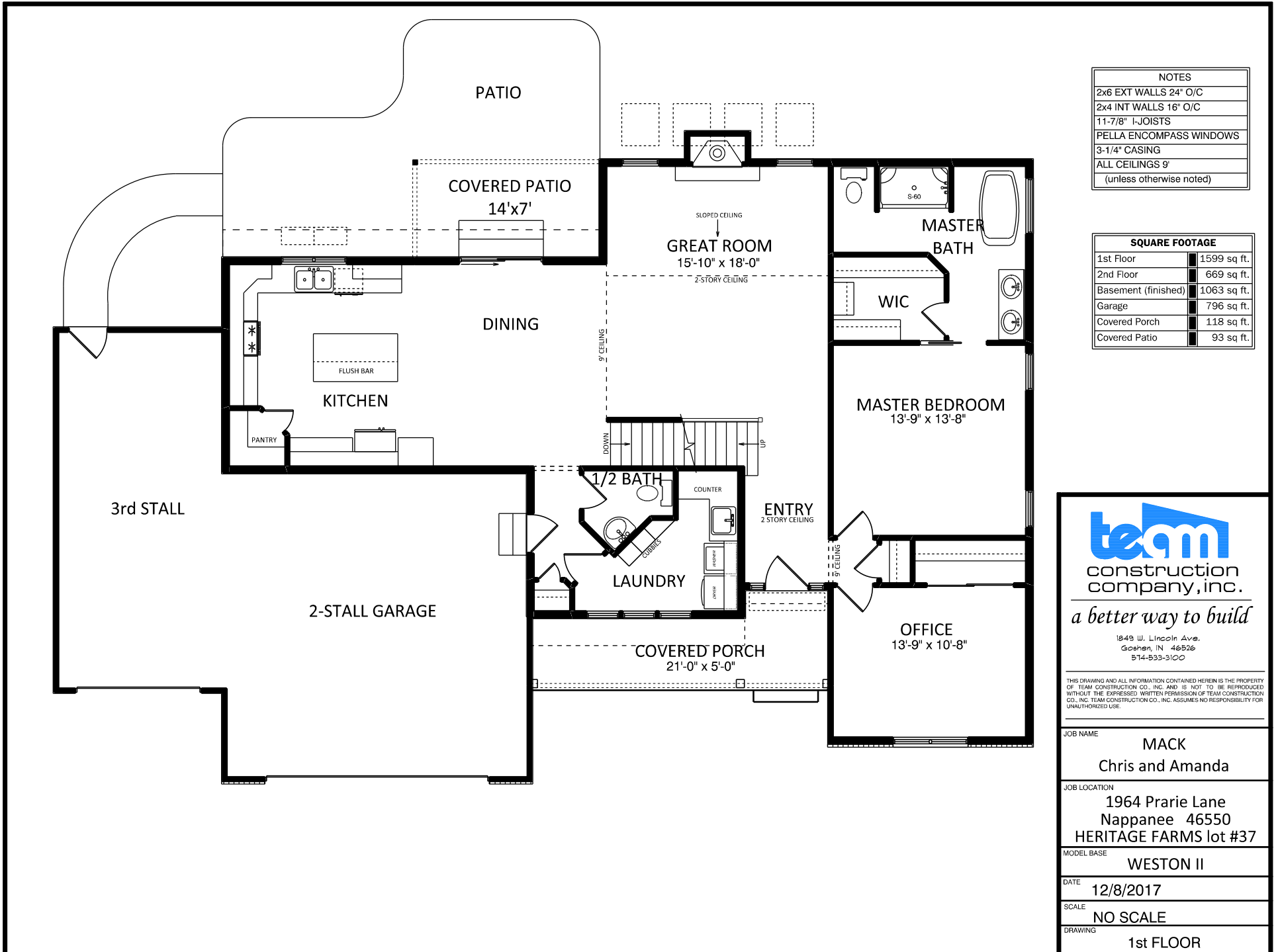


a better way to build

1249 W. Lincoln Ave.
Goshen, IN 46536
574-533-3100

THIS DRAWING AND ALL INFORMATION CONTAINED HEREIN IS THE PROPERTY OF TEAM CONSTRUCTION CO., INC. AND IS NOT TO BE REPRODUCED WITHOUT THE EXPRESSED WRITTEN PERMISSION OF TEAM CONSTRUCTION CO., INC. TEAM CONSTRUCTION CO., INC. ASSUMES NO RESPONSIBILITY FOR UNAUTHORIZED USE.

JOB NAME	MACK Chris and Amanda
JOB LOCATION	1964 Prarie Lane Nappanee 46550 HERITAGE FARMS lot #37
MODEL BASE	WESTON II
DATE	12/8/2017
SCALE	NO SCALE
DRAWING	ELEVATIONS



NOTES	
2x6 EXT WALLS	24" O/C
2x4 INT WALLS	16" O/C
11-7/8" I-JOISTS	
PELLA ENCOMPASS WINDOWS	
3-1/4" CASING	
ALL CEILINGS 9'	
(unless otherwise noted)	

SQUARE FOOTAGE	
1st Floor	1599 sq. ft.
2nd Floor	669 sq. ft.
Basement (finished)	1063 sq. ft.
Garage	796 sq. ft.
Covered Porch	118 sq. ft.
Covered Patio	93 sq. ft.

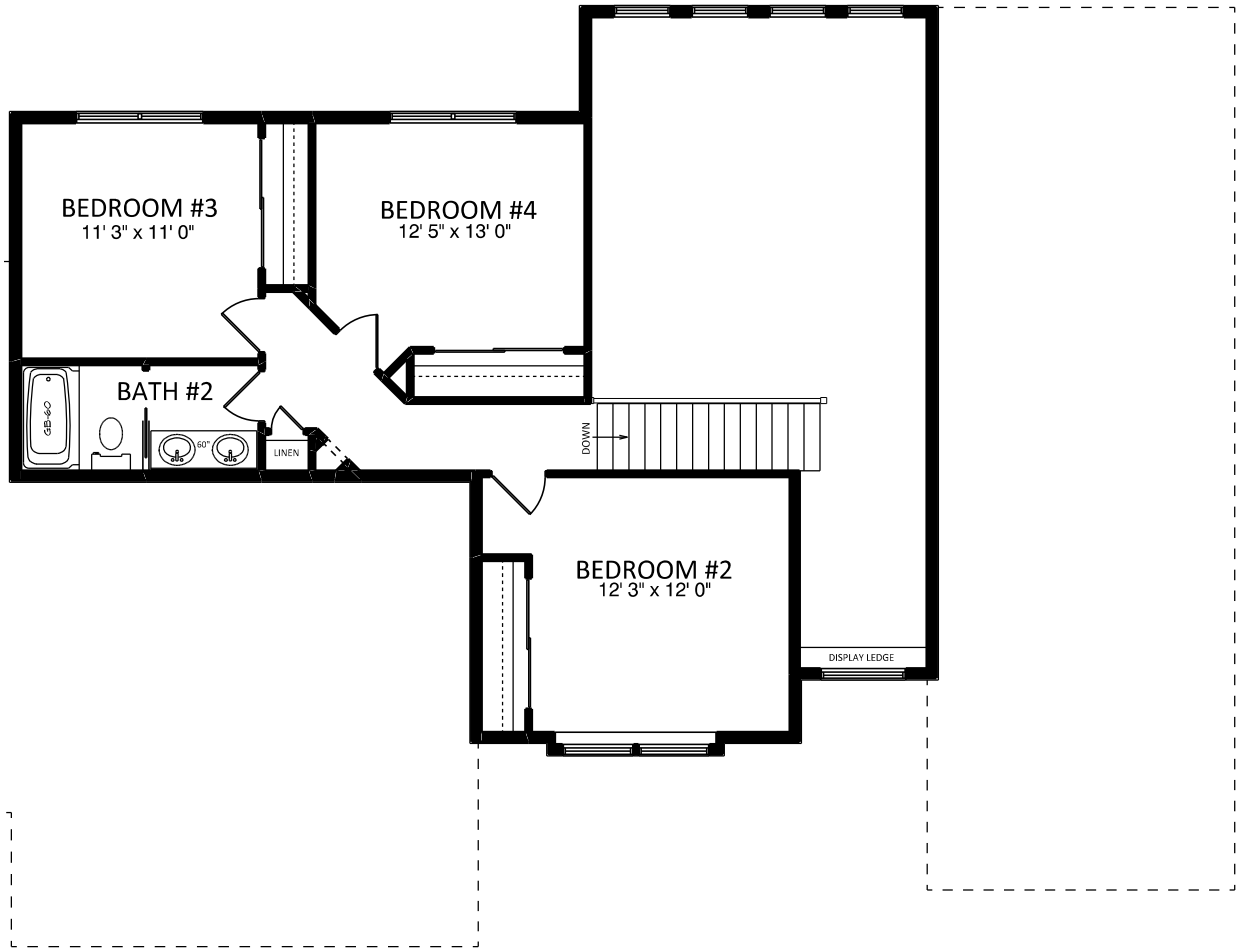


a better way to build

1249 W. Lincoln Ave.
Goshen, IN 46536
574-533-3100

THIS DRAWING AND ALL INFORMATION CONTAINED HEREIN IS THE PROPERTY OF TEAM CONSTRUCTION CO., INC. AND IS NOT TO BE REPRODUCED WITHOUT THE EXPRESSED WRITTEN PERMISSION OF TEAM CONSTRUCTION CO., INC. TEAM CONSTRUCTION CO., INC. ASSUMES NO RESPONSIBILITY FOR UNAUTHORIZED USE.

JOB NAME	MACK Chris and Amanda
JOB LOCATION	1964 Prarie Lane Nappanee 46550 HERITAGE FARMS lot #37
MODEL BASE	WESTON II
DATE	12/8/2017
SCALE	NO SCALE
DRAWING	1st FLOOR



NOTES
2x6 EXT WALLS 24" O/C
2x4 INT WALLS 16" O/C
11-7/8" I-JOISTS
PELLA ENCOMPASS WINDOWS
3-1/4" CASING
ALL CEILINGS 8'
(unless otherwise noted)

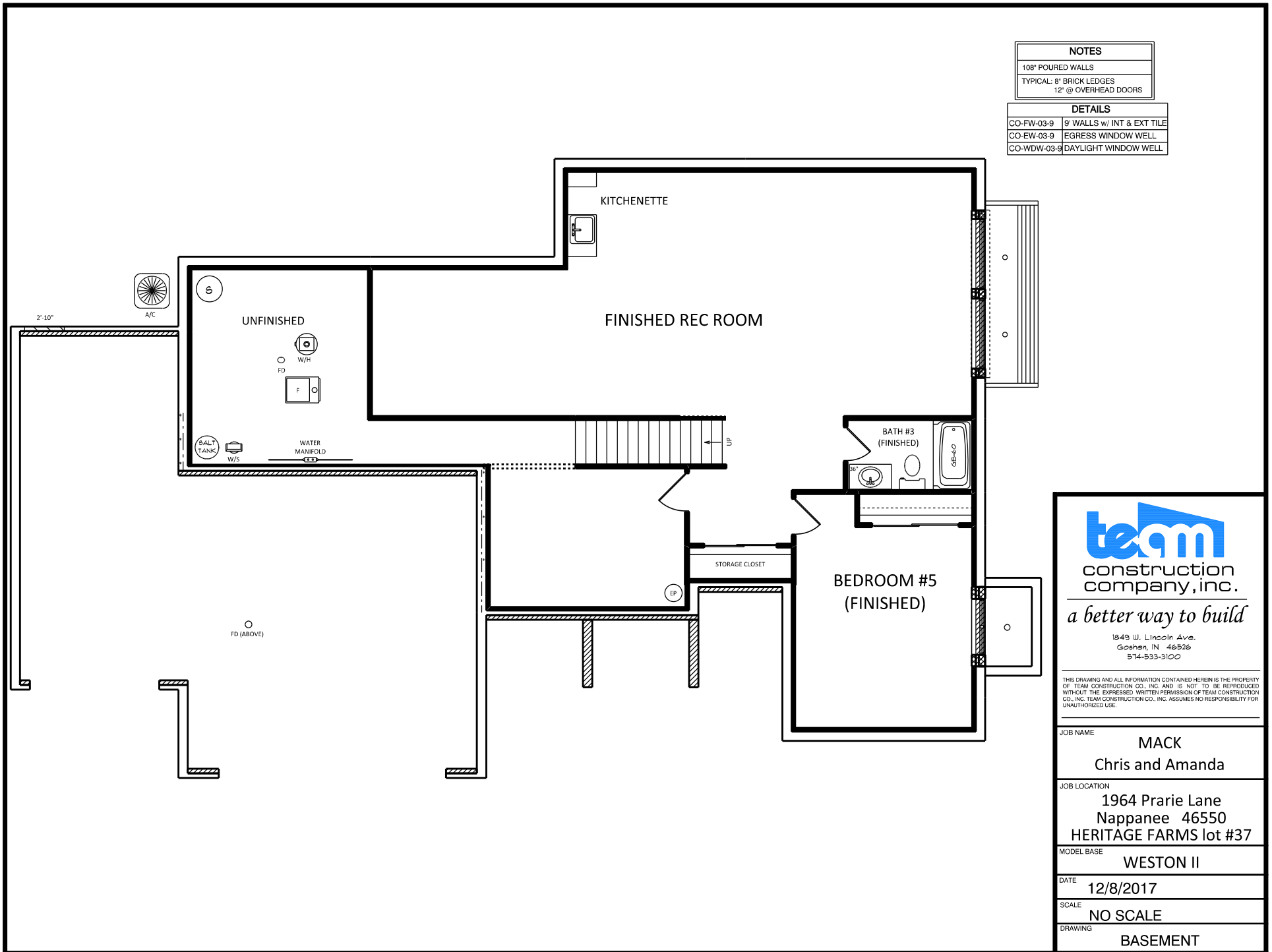


a better way to build

1849 W. Lincoln Ave.
 Gothen, IN 46526
 514-533-3100

THIS DRAWING AND ALL INFORMATION CONTAINED HEREIN IS THE PROPERTY OF TEAM CONSTRUCTION CO., INC. AND IS NOT TO BE REPRODUCED WITHOUT THE EXPRESSED WRITTEN PERMISSION OF TEAM CONSTRUCTION CO., INC. TEAM CONSTRUCTION CO., INC. ASSUMES NO RESPONSIBILITY FOR UNAUTHORIZED USE.

JOB NAME	MACK Chris and Amanda
JOB LOCATION	1964 Prarie Lane Nappanee 46550 HERITAGE FARMS lot #37
MODEL BASE	WESTON II
DATE	12/8/2017
SCALE	NO SCALE
DRAWING	2nd FLOOR



NOTES	
108" POURED WALLS	
TYPICAL: 8" BRICK LEDGES	
12' @ OVERHEAD DOORS	

DETAILS	
CO-FW-03-9	9" WALLS w/ INT & EXT TILE
CO-EW-03-9	EGRESS WINDOW WELL
CO-WDW-03-9	DAYLIGHT WINDOW WELL



a better way to build

1249 W. Lincoln Ave.
Goshen, IN 46536
574-533-3100

THIS DRAWING AND ALL INFORMATION CONTAINED HEREIN IS THE PROPERTY OF TEAM CONSTRUCTION CO., INC. AND IS NOT TO BE REPRODUCED WITHOUT THE EXPRESSED WRITTEN PERMISSION OF TEAM CONSTRUCTION CO., INC. TEAM CONSTRUCTION CO., INC. ASSUMES NO RESPONSIBILITY FOR UNAUTHORIZED USE.

JOB NAME	MACK Chris and Amanda
JOB LOCATION	1964 Prarie Lane Nappanee 46550 HERITAGE FARMS lot #37
MODEL BASE	WESTON II
DATE	12/8/2017
SCALE	NO SCALE
DRAWING	BASEMENT



construction
company, inc.

a better way to build

1849 W. Lincoln Ave.
Goshen, IN 46526
574-533-3100

THIS DRAWING AND ALL INFORMATION CONTAINED HEREIN IS THE PROPERTY OF TEAM CONSTRUCTION CO., INC. AND IS NOT TO BE REPRODUCED WITHOUT THE EXPRESSED WRITTEN PERMISSION OF TEAM CONSTRUCTION CO., INC. TEAM CONSTRUCTION CO., INC. ASSUMES NO RESPONSIBILITY FOR UNAUTHORIZED USE.

PLAN NOTES:

1. 2 x 6 EXT WALLS 24" O.C.
2. 3-1/4" CASING
3. PELLA PROLINE WINDOWS
4. 11-7/8" FLOOR JOISTS
5. 9' CEILINGS

DETAILS

FR-CC-01 coffered ceiling detail

FIRST FLOOR LIVING AREA - 1,660 sq ft

SECOND FLOOR LIVING AREA - 673 sq ft

BASEMENT FINISHED AREA - 849 sq ft

TOTAL - 3,182 sq ft

GARAGE AREA - 794 sq ft

COVERED PORCH AREA - 156 sq ft

SCREENED PATIO AREA - 168 sq ft

JOB NAME

NAMENYE, Andrew & Ana

JOB LOCATION

WESTLEAF MANOR lot # 33
58249 Westleaf Manor Blvd.

MODEL BASE

WESTON 2

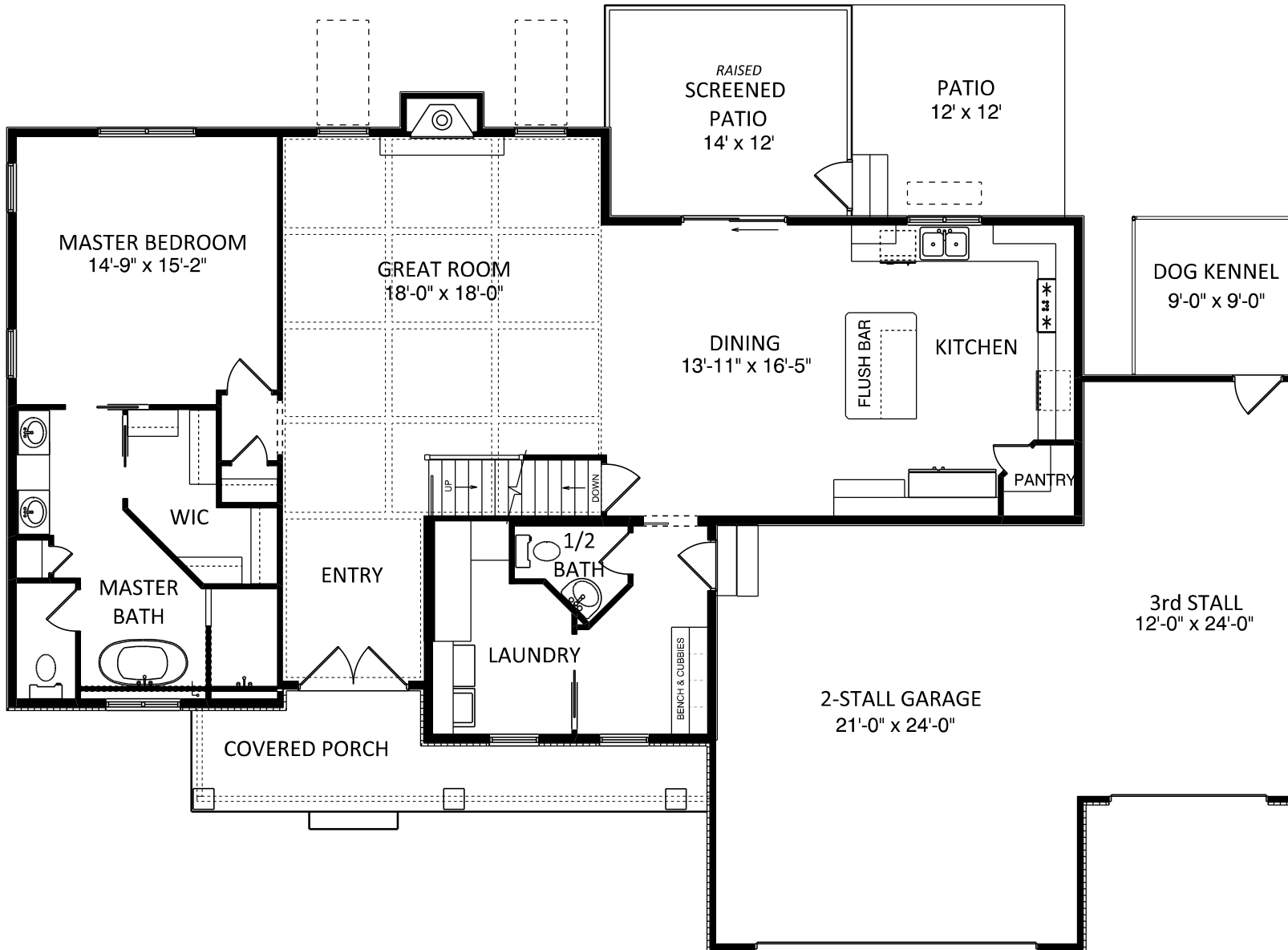
SCALE

DATE

April 27, 2014

DRAWING

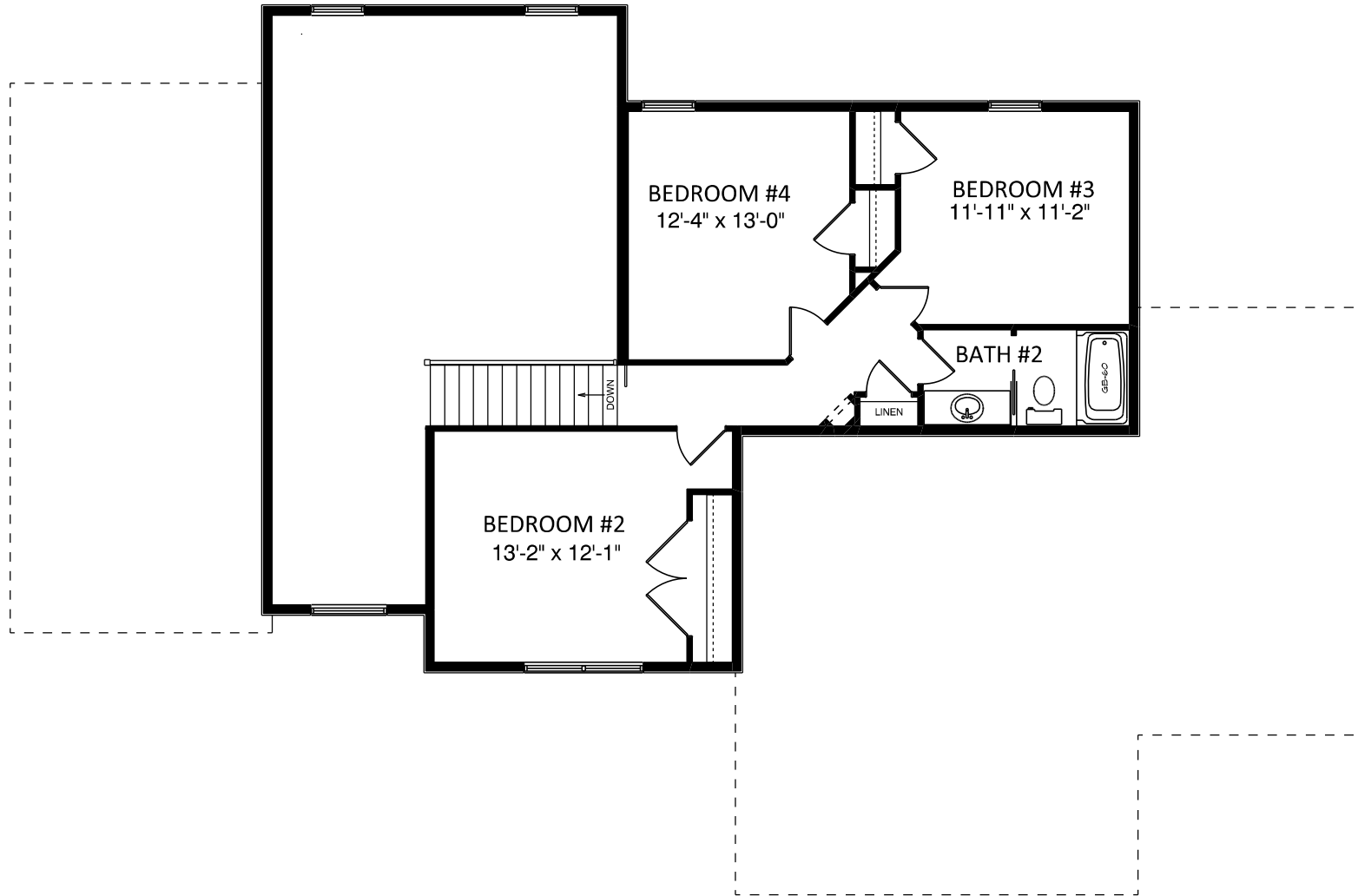
FIRST FLOOR PLAN



THIS DRAWING AND ALL INFORMATION CONTAINED HEREIN IS THE PROPERTY OF TEAM CONSTRUCTION CO., INC. AND IS NOT TO BE REPRODUCED WITHOUT THE EXPRESSED WRITTEN PERMISSION OF TEAM CONSTRUCTION CO., INC. TEAM CONSTRUCTION CO., INC. ASSUMES NO RESPONSIBILITY FOR UNAUTHORIZED USE.

PLAN NOTES:

1. 2 x 6 EXT WALLS 24" O.C.
2. 3-1/4" CASING
3. PELLA PROLINE WINDOWS
4. 11-7/8" FLOOR JOISTS



JOB NAME

NAMENYE, Andrew & Ana

JOB LOCATION

WESTLEAF MANOR lot # 33
 58249 Westleaf Manor Blvd.

MODEL BASE

WESTON 2

SCALE

DATE

April 27, 2014

DRAWING

2nd FLOOR



construction
company, inc.

a better way to build

1849 W. Lincoln Ave.
Goshen, IN 46526
574-533-3100

THIS DRAWING AND ALL INFORMATION CONTAINED HEREIN IS THE PROPERTY OF TEAM CONSTRUCTION CO., INC. AND IS NOT TO BE REPRODUCED WITHOUT THE EXPRESSED WRITTEN PERMISSION OF TEAM CONSTRUCTION CO., INC. TEAM CONSTRUCTION CO., INC. ASSUMES NO RESPONSIBILITY FOR UNAUTHORIZED USE.

PLAN NOTES:

1. 108" POURED WALLS
2. TYPICAL: 8" BRICK LEDGES
12" BL @ OVERHEAD DOORS

DETAILS

- CO-FW-01-9 9' FOUNDATION WALLS
- CO-WDW-01-9 WOOD DAYLIGHT WELL (reference only)
- CO-EW-01-9 EGRESS WINDOW WELL

JOB NAME

NAMENYE, Andrew & Ana

JOB LOCATION

WESTLEAF MANOR lot # 33
58249 Westleaf Manor Blvd.

MODEL BASE

WESTON 2

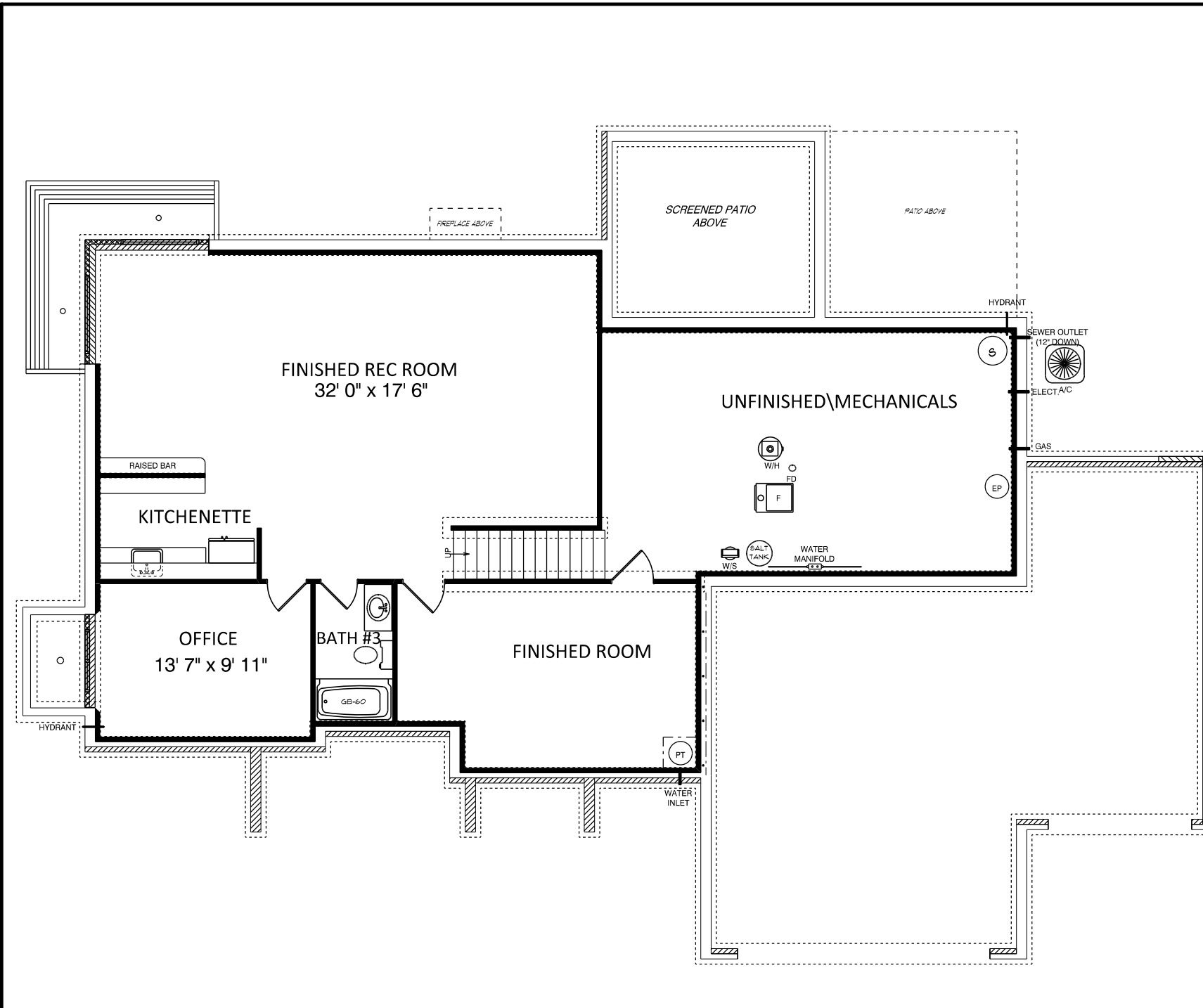
SCALE

DATE

April 27, 2014

DRAWING

BASEMENT PLAN



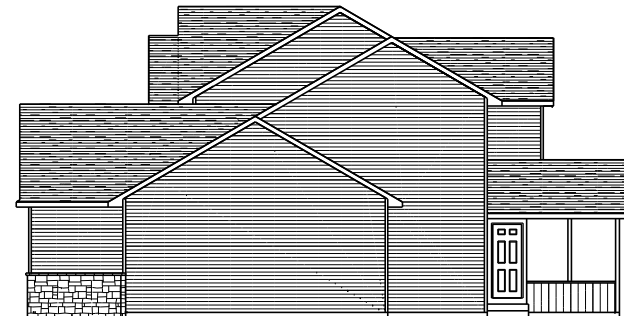


REAR ELEVATION
1/2 SCALE

VERTICAL SIDING



LEFT ELEVATION
1/2 SCALE



RIGHT ELEVATION
1/2 SCALE



construction
company, inc.

a better way to build

1849 W. Lincoln Ave.
Goshen, IN 46526
574-533-3100

THIS DRAWING AND ALL INFORMATION CONTAINED HEREIN IS THE PROPERTY OF TEAM CONSTRUCTION CO., INC. AND IS NOT TO BE REPRODUCED WITHOUT THE EXPRESSED WRITTEN PERMISSION OF TEAM CONSTRUCTION CO., INC. TEAM CONSTRUCTION CO., INC. ASSUMES NO RESPONSIBILITY FOR UNAUTHORIZED USE.

PLAN NOTES:

TYPICAL OVERHANGS
EAVES: 16"
GABLES: 12"

PO-C5 PORCH COLUMN

JOB NAME

NAMENYE, Andrew & Ana

JOB LOCATION

WESTLEAF MANOR lot # 33
58249 Westleaf Manor Blvd.

MODEL BASE

WESTON 2

SCALE

DATE

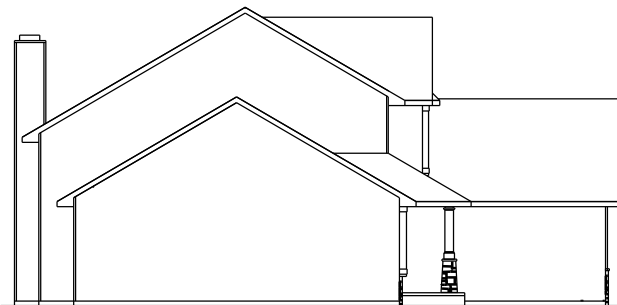
April 27, 2014

DRAWING

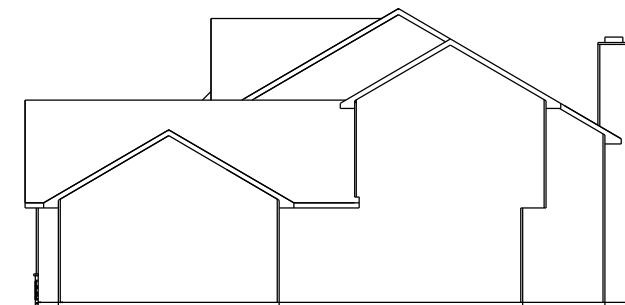
ELEVATIONS



REAR ELEVATION
1/2 SCALE



LEFT ELEVATION
1/2 SCALE



RIGHT ELEVATION
1/2 SCALE

team
construction
company, inc.

a better way to build

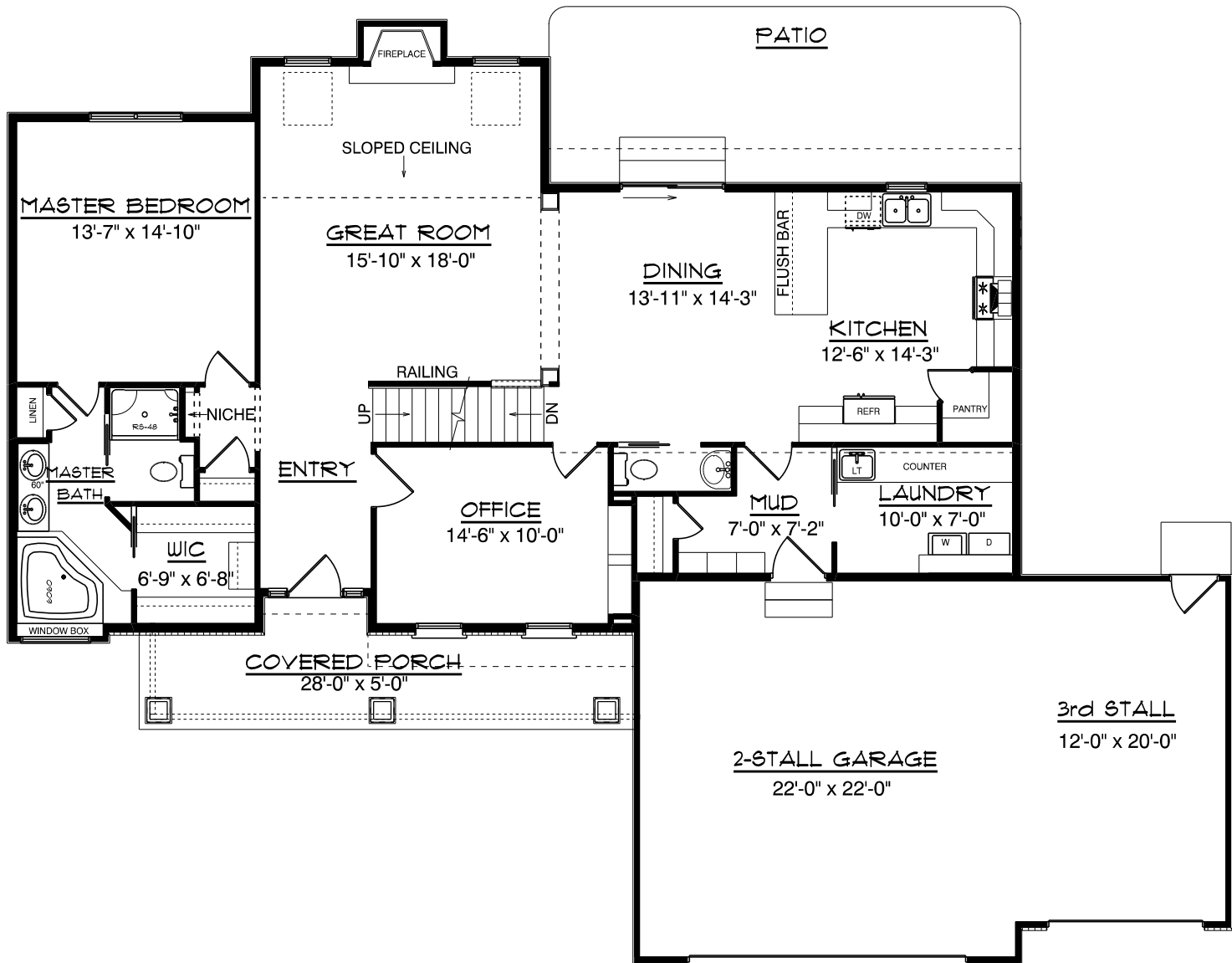
TYPICAL QUERMANA Ave.
EAVES - Celen, IN 46526
GABLES - 574-533-3100

THIS DRAWING AND ALL INFORMATION CONTAINED HEREIN IS THE PROPERTY OF TEAM CONSTRUCTION CO., INC. AND IS NOT TO BE REPRODUCED WITHOUT THE EXPRESSED WRITTEN PERMISSION OF TEAM CONSTRUCTION CO., INC. TEAM CONSTRUCTION CO., INC. ASSUMES NO RESPONSIBILITY FOR UNAUTHORIZED USE.

PLAN NOTES:

I.O.P. 8'-1 1/8"
FIN. FLR. 1'-0 3/8"
I.O.P. 8'-1 1/8"
FIN. FLR. 5'-1 2/8"
T.O.C.

JOB NAME	PONTIUS
JOB LOCATION	
JOB ADDRESS	
MODEL BASE	
SCALE	NO SCALE
DATE	August 07, 2012
DRAWING	ELEVATIONS



team
 construction
 company, inc.
a better way to build
 1849 W. Lincoln Ave.
 Gosport, IN 46526
 914-933-3100

THIS DRAWING AND ALL INFORMATION CONTAINED HEREIN IS THE PROPERTY OF TEAM CONSTRUCTION CO., INC. AND IS NOT TO BE REPRODUCED WITHOUT THE EXPRESS WRITTEN PERMISSION OF TEAM CONSTRUCTION CO., INC. TEAM CONSTRUCTION CO., INC. ASSUMES NO RESPONSIBILITY FOR OVERSIGHTS OR OMISSIONS.

- NOTES
1. 2 x 6 EXT WALLS 24" O.C.
 2. 3 1/4" CASING
 3. PELLA PROLINE WINDOWS
 4. 11 7/8" FLOOR JOISTS

FIRST FLOOR LIVING AREA -	1,596 sq ft
SECOND FLOOR LIVING AREA -	664 sq ft
TOTAL LIVING AREA -	2,260 sq ft
BASEMENT FINISHED AREA -	530 sq ft
GARAGE AREA -	730 sq ft
COVERED PORCH AREA -	152 sq ft
DECK AREA -	sq ft

DETAILS

TD-CUBY-01 MUDROOM CUBBY
 BOOKCASE OFFICE
 TD-WC-01 HALF WALL with CAP

JOB NAME
 PONTIUS

JOB LOCATION
 WESTLEAF MANOR lot#17

JOB ADDRESS
 29755 WOODSTONE COURT
 ELKHART, IN

MODEL BASE
 WESTON II

SCALE
 3/16" = 1'-0"

DATE
 December 05, 2012

DRAWING
 FIRST FLOOR PLAN

THIS DRAWING AND ALL INFORMATION CONTAINED HEREIN IS THE PROPERTY OF TEAM CONSTRUCTION CO., INC. AND IS NOT TO BE REPRODUCED WITHOUT THE COMPLETED WRITTEN PERMISSION OF TEAM CONSTRUCTION CO., INC. TEAM CONSTRUCTION CO., INC. ASSUMES NO RESPONSIBILITY FOR UNAUTHORIZED USE.

- NOTES
1. 2 x 6 EXT WALLS 24" O.C.
 2. 3 1/4" CASING
 3. PELLA PROLINE WINDOWS
 4. 11 7/8" FLOOR JOISTS

DETAILS

FR-WB-01 WINDOW BOX

JOB NAME
PONTIUS

JOB LOCATION

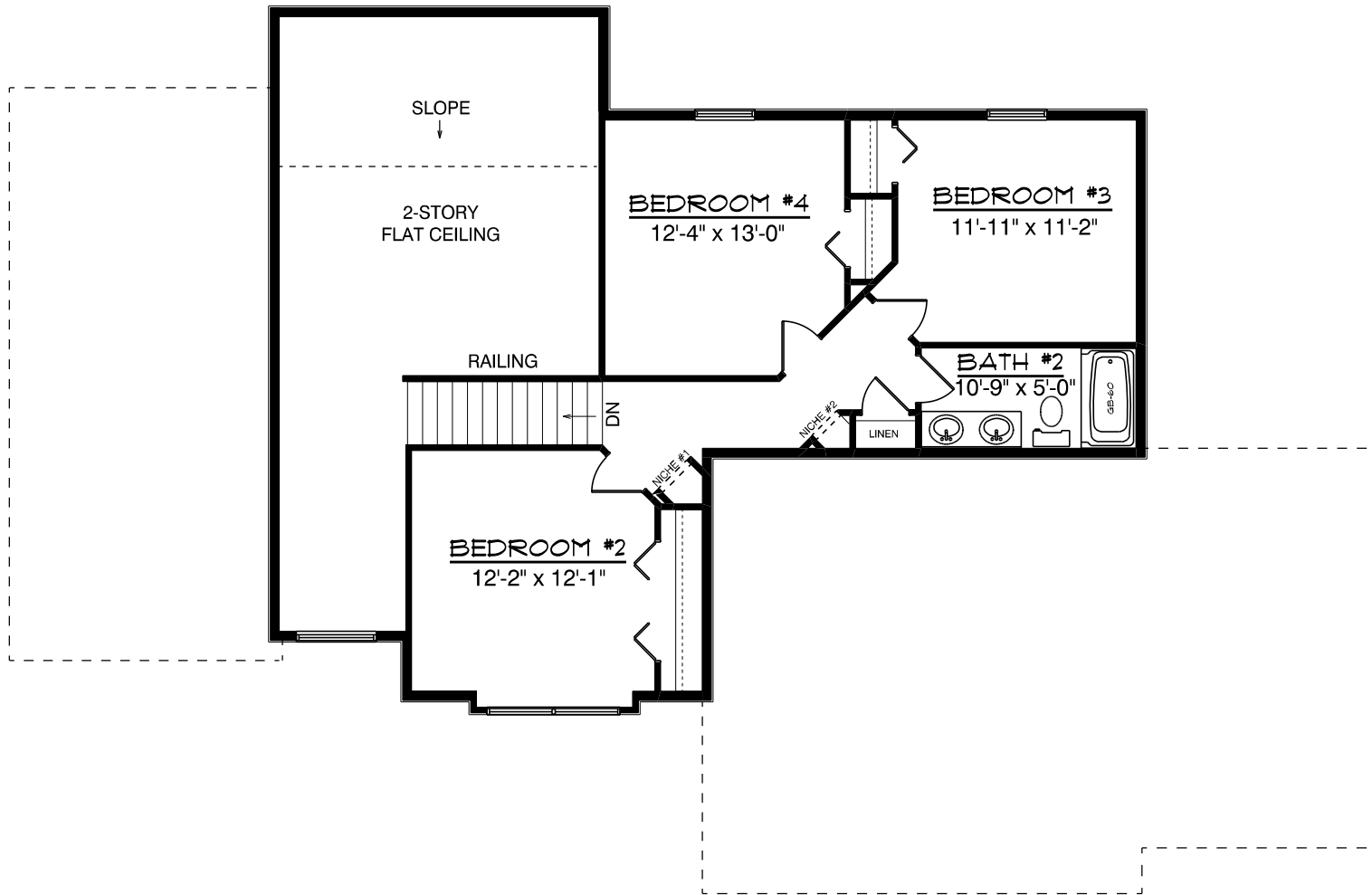
JOB ADDRESS

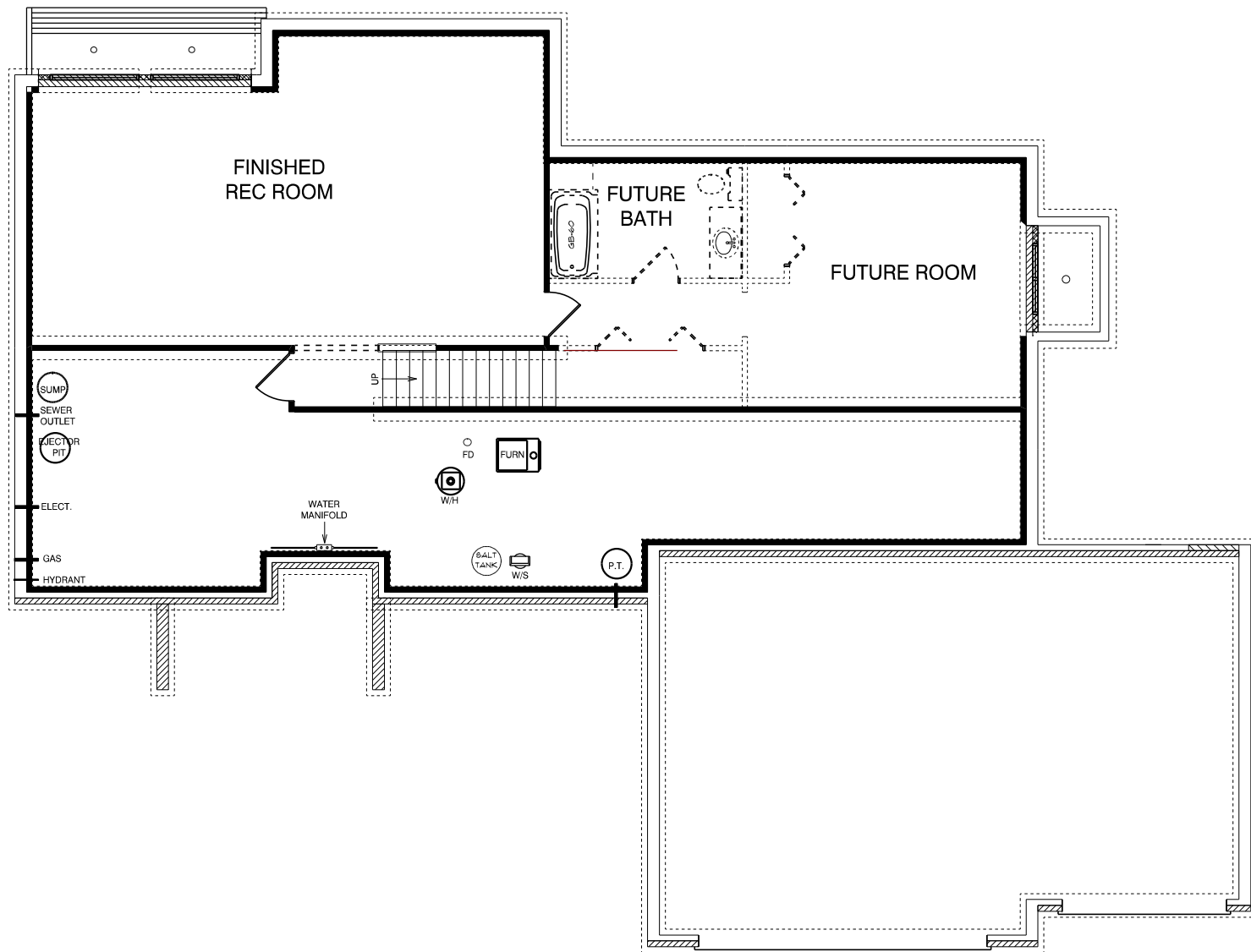
MODEL BASE
WESTON II

SCALE
3/16" = 1'-0"

DATE
December 05, 2012

DRAWING
SECOND FLOOR PLAN





a better way to build

1848 W. Lincoln Ave.
Goshen, IN 46836
574-633-3100

THIS DRAWING AND ALL INFORMATION CONTAINED HEREIN IS THE PROPERTY OF TEAM CONSTRUCTION CO., INC. AND IS NOT TO BE REPRODUCED OR TRANSMITTED IN ANY FORM OR BY ANY MEANS, ELECTRONIC OR MECHANICAL, WITHOUT THE EXPRESS WRITTEN PERMISSION OF TEAM CONSTRUCTION CO., INC. TEAM CONSTRUCTION CO., INC. ASSUMES NO RESPONSIBILITY FOR UNAUTHORIZED USE.

NOTES

- 96" POURED WALLS

DETAILS

- CO-FW-01-8 96" POURED WALLS
- CO-EW-01-8 EGRESS WELL
- CO-WDW-01-8 WOOD DAYLIGHT WELL
- TD-WC-01 HALF WALL with CAP

JOB NAME
PONTIUS

JOB LOCATION

JOB ADDRESS

MODEL BASE
WESTON II

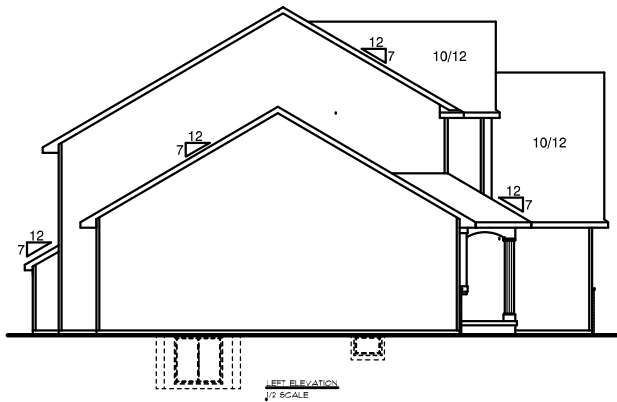
SCALE
1/8" = 1'-0"

DATE
December 05, 2012

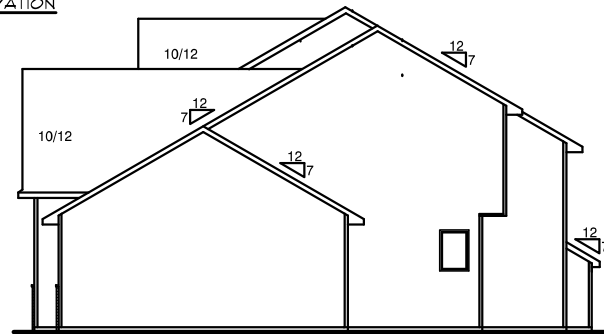
DRAWING
BASEMENT PLAN



FRONT ELEVATION



REAR ELEVATION
1/2 SCALE



RIGHT ELEVATION
1/2 SCALE



REAR SIDE ELEVATION
1/2 SCALE

team
construction
company, inc.

a better way to build

1849 W. Lincoln Ave.
Goshen, IN 46527
574-533-3100

THIS DRAWING AND ALL INFORMATION CONTAINED HEREIN IS THE PROPERTY OF TEAM CONSTRUCTION CO., INC. AND IS NOT TO BE REPRODUCED WITHOUT THE EXPRESSED WRITTEN PERMISSION OF TEAM CONSTRUCTION CO., INC. TEAM CONSTRUCTION CO., INC. ASSUMES NO RESPONSIBILITY FOR UNAUTHORIZED USE.

JOB NAME

MARTY AND JAMIE RICE

JOB LOCATION

WESTLEAF MANOR
LOT #52

JOB ADDRESS

29066 SOMMERWOOD CT.
ELKHART, IN 46517

MODEL BASE

WESTON II

SCALE

1/8" = 1'-0"

DATE

June 03, 2011

DRAWING

ELEVATIONS

a better way to build

1849 W. Lincoln Ave.
 Goshen, IN 46527
 574-533-3100

THIS DRAWING AND ALL INFORMATION CONTAINED HEREIN IS THE PROPERTY OF TEAM CONSTRUCTION CO., INC. AND IS NOT TO BE REPRODUCED WITHOUT THE EXPRESSED WRITTEN PERMISSION OF TEAM CONSTRUCTION CO., INC. TEAM CONSTRUCTION CO., INC. ASSUMES NO RESPONSIBILITY FOR UNAUTHORIZED USE.

NOTES

- PELLA DBL. HUNG WINDOWS.
- 8'0" CEILING
- 2x6 EXTERIOR WALLS

FIRST FLOOR LIVING AREA - 1,410 sq ft

SECOND FLOOR LIVING AREA - 698 sq ft

TOTAL LIVING AREA - 262 sq ft

BASEMENT FINISHED AREA - 0 sq ft

GARAGE AREA - 769 sq ft

COVERED PORCH AREA - 150 sq ft

JOB NAME
 MARTY AND JAMIE RICE

JOB LOCATION
 WESTLEAF MANOR
 LOT #52

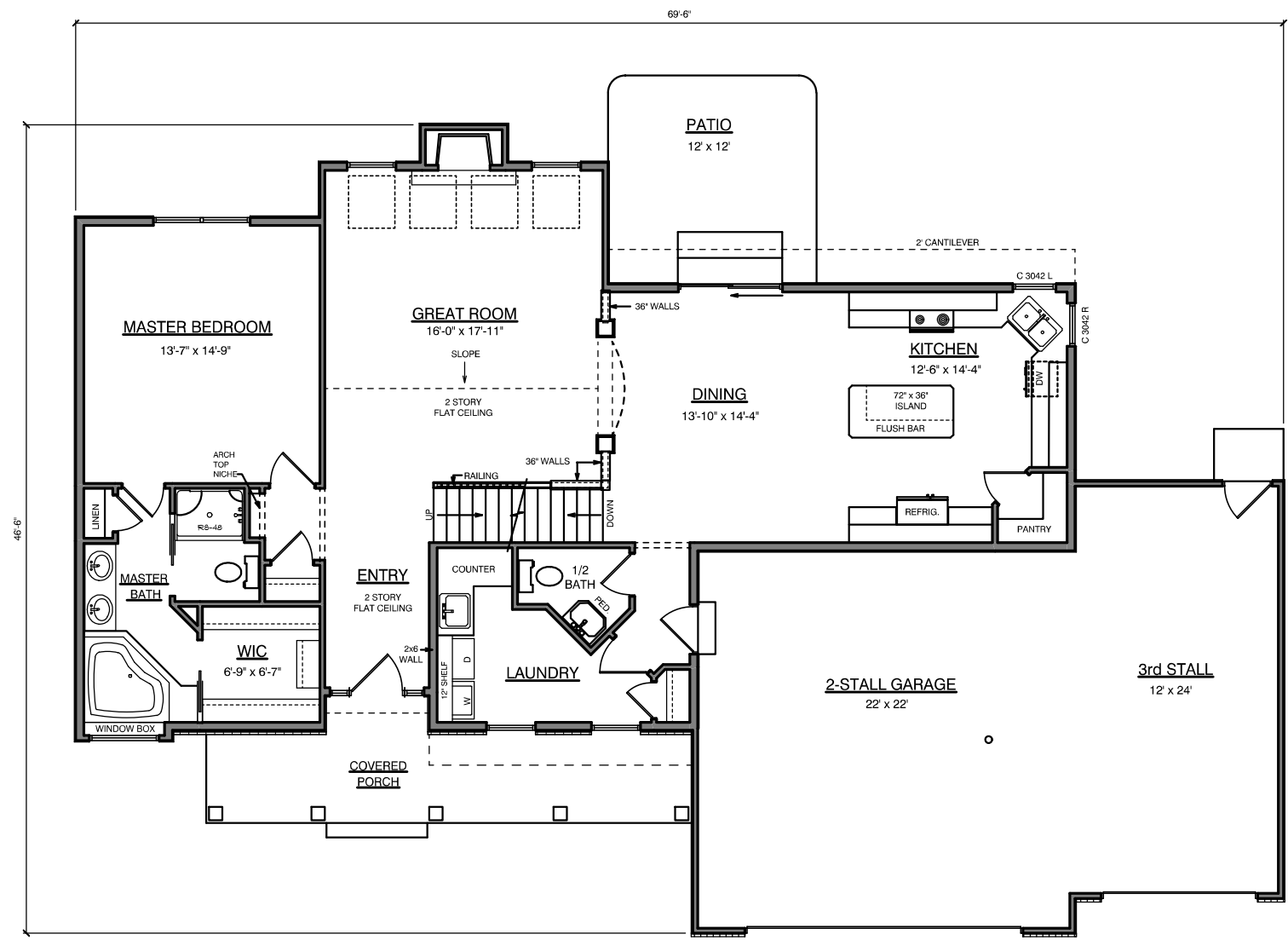
JOB ADDRESS
 29066 SOMMERWOOD CT.
 ELKHART, IN 46517

MODEL BASE
 WESTON II

SCALE
 1/8" = 1'-0"

DATE
 June 03, 2011

DRAWING
 FIRST FLOOR PLAN



THIS DRAWING AND ALL INFORMATION CONTAINED HEREIN IS THE PROPERTY OF TEAM CONSTRUCTION CO., INC. AND IS NOT TO BE REPRODUCED WITHOUT THE EXPRESSED WRITTEN PERMISSION OF TEAM CONSTRUCTION CO., INC. TEAM CONSTRUCTION CO., INC. ASSUMES NO RESPONSIBILITY FOR UNAUTHORIZED USE.

NOTES

1. PELLA PROLINE CLAD DBL. HUNG WINDOWS.
- 2.
- 3.

JOB NAME

MARTY AND JAMIE RICE

JOB LOCATION

WESTLEAF MANOR
 LOT #52

JOB ADDRESS

29066 SOMMERWOOD CT.
 ELKHART, IN 46517

MODEL BASE

WESTON II

SCALE

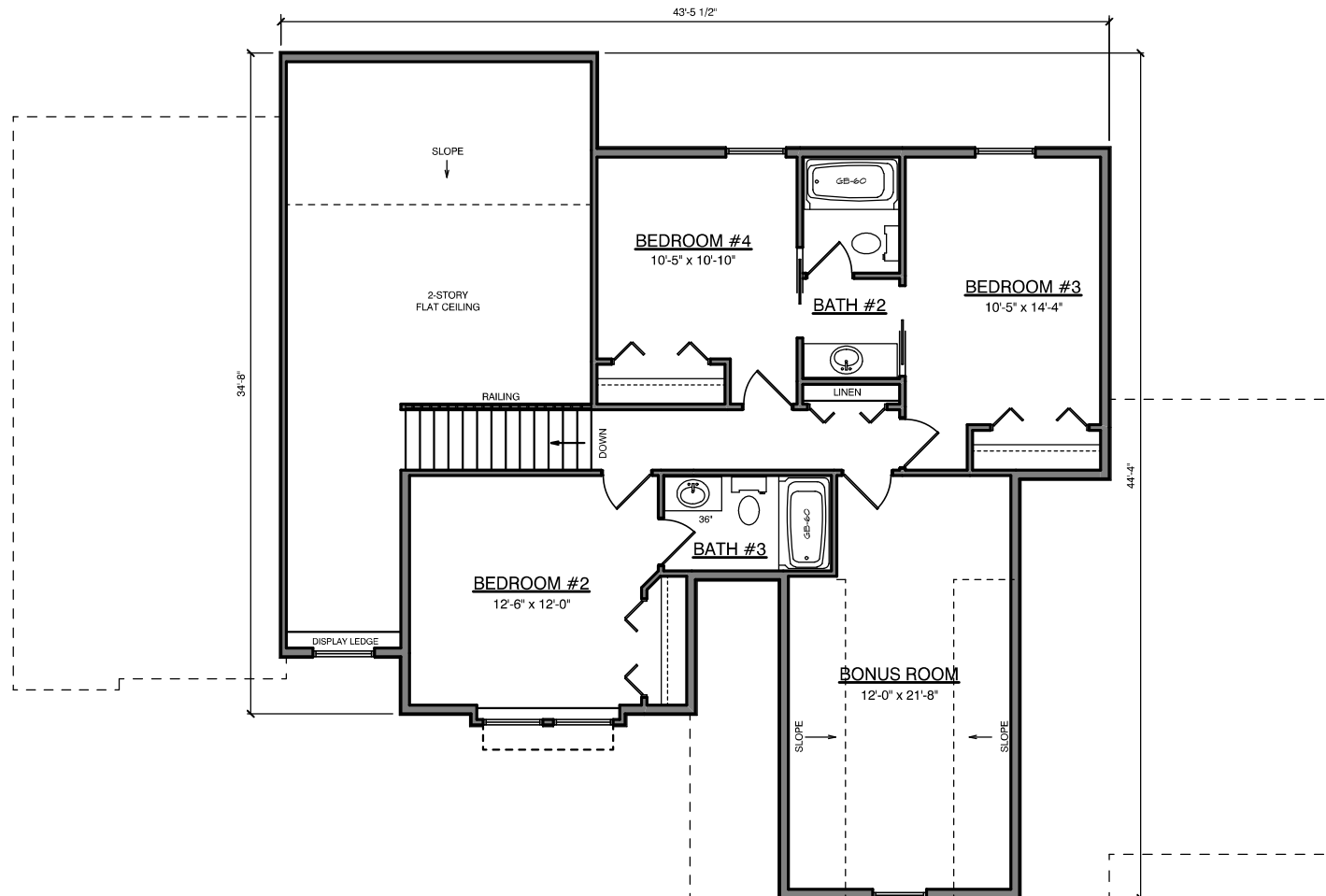
1/8" = 1'-0"

DATE

June 03, 2011

DRAWING

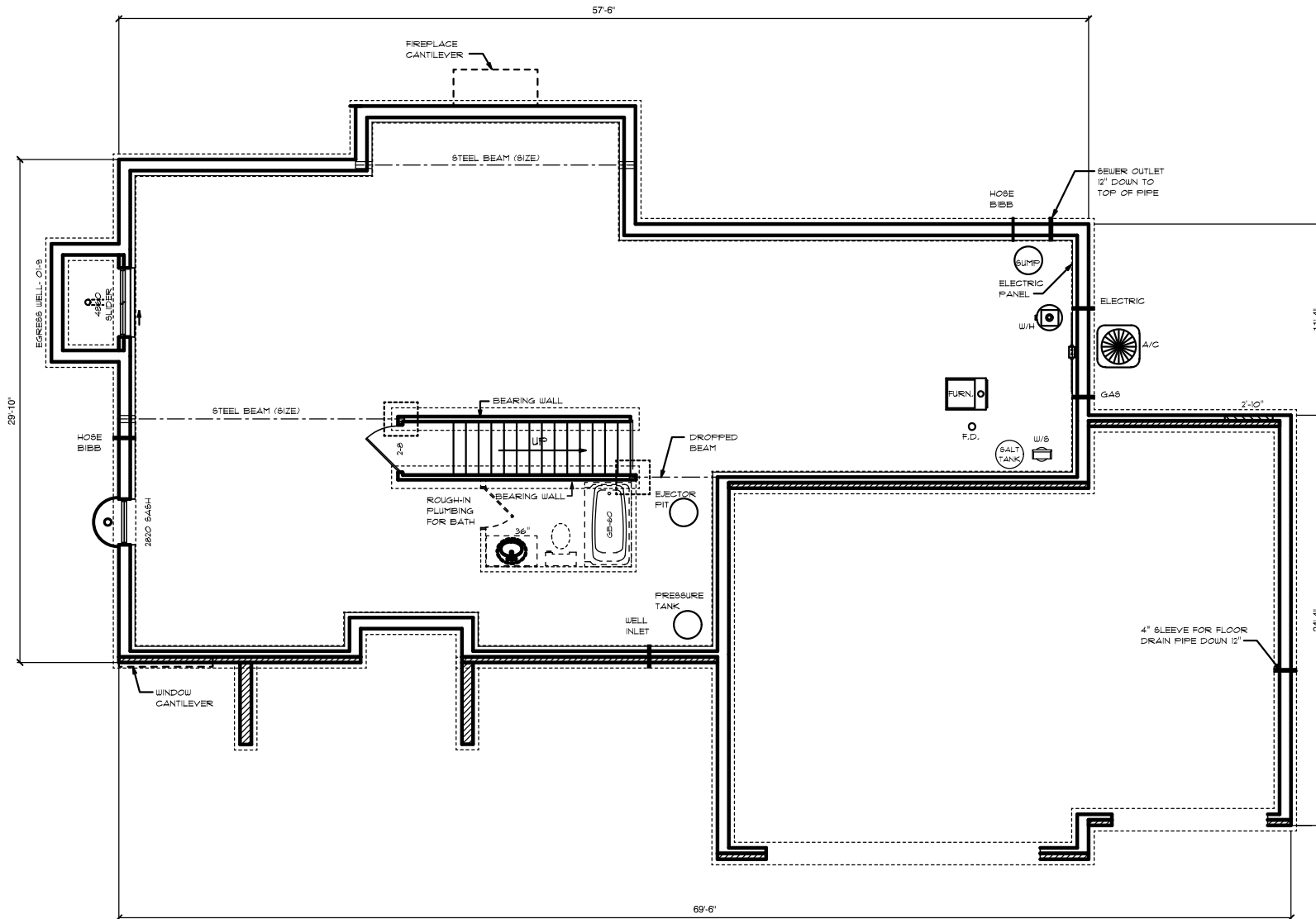
SECOND FLOOR PLAN



THIS DRAWING AND ALL INFORMATION CONTAINED HEREIN IS THE PROPERTY OF TEAM CONSTRUCTION CO., INC. AND IS NOT TO BE REPRODUCED WITHOUT THE EXPRESSED WRITTEN PERMISSION OF TEAM CONSTRUCTION CO., INC. TEAM CONSTRUCTION CO., INC. ASSUMES NO RESPONSIBILITY FOR UNAUTHORIZED USE.

NOTES

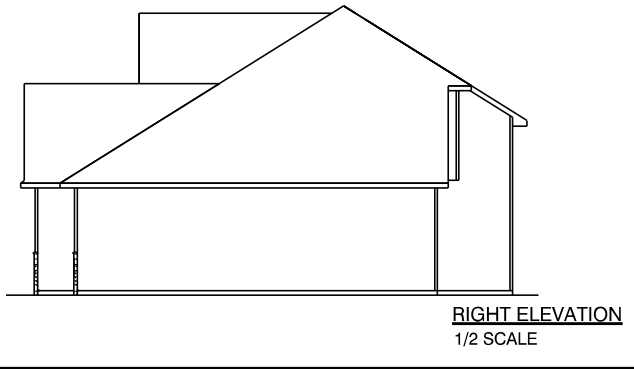
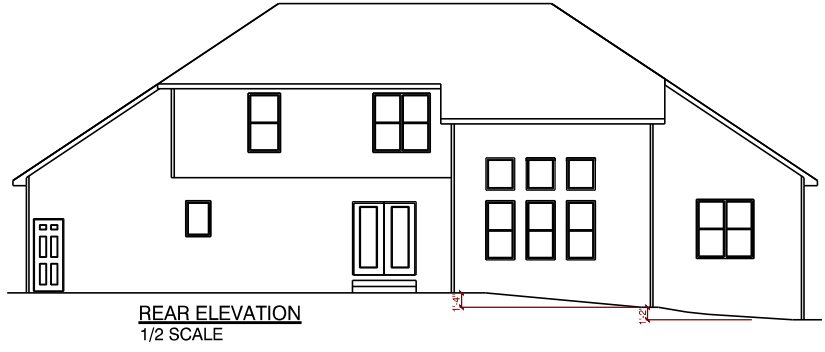
1. PELLA PROLINE CLAD DBL. HUNG WINDOWS.
- 2.
- 3.



JOB NAME	MARTY AND JAMIE RICE
JOB LOCATION	WESTLEAF MANOR LOT #52
JOB ADDRESS	29066 SOMMERWOOD CT. ELKHART, IN 46517
MODEL BASE	WESTON II
SCALE	1/8" = 1'-0"
DATE	July 18, 2011
DRAWING	BASEMENT PLAN



T.O.P.
 8'-1 1/8"
 T.O.P. ENTRY
 3'-0"
 FIN FLR T.O.P.
 9'-1 1/8"
 FIN FLR T.O.C.
 13'-2 1/8"
 2'-6"



team
 construction
 company, inc.
a better way to build
 1849 W. Lincoln Ave.
 Goshen, IN 46526
 574-533-3100

THIS DRAWING AND ALL INFORMATION CONTAINED HEREIN IS THE PROPERTY OF TEAM CONSTRUCTION CO., INC. AND IS NOT TO BE REPRODUCED WITHOUT THE EXPRESS WRITTEN PERMISSION OF TEAM CONSTRUCTION CO., INC. TEAM CONSTRUCTION CO., INC. ASSUMES NO RESPONSIBILITY FOR UNAUTHORIZED USE.

PLAN NOTES:
 A → MID-AMERICA 12"x18" RECTANGLE

DETAILS

JOB NAME	TAYLOR (Barry and Angie)
JOB LOCATION	FIELDSTONE CROSSING lot# 158 20319 Deer Path Ct.
MODEL BASE	WESTON 2
SCALE	
DATE	October 13, 2015
DRAWING	ELEVATIONS

THIS DRAWING AND ALL INFORMATION CONTAINED HEREIN IS THE PROPERTY OF TEAM CONSTRUCTION CO., INC. AND IS NOT TO BE REPRODUCED WITHOUT THE EXPRESSED WRITTEN PERMISSION OF TEAM CONSTRUCTION CO., INC. TEAM CONSTRUCTION CO., INC. ASSUMES NO RESPONSIBILITY FOR UNAUTHORIZED USE.

PLAN NOTES:

1. 2 x 6 EXT WALLS 24" O.C.
2. 3-1/4" CASING
3. PELLA ENCOMPASS WINDOWS
4. 11-7/8" FLOOR JOISTS
5. ALL CEILINGS 9'
 (unless otherwise noted)

DETAILS

- FR-TC-03 TRAY CEILING w/ SLOPED SIDES
- FIREPLACE
- TD-WC-01 HALF WALL w/ CAP
- FR-WB-01 7" WINDOW BOX

FIRST FLOOR LIVING AREA -	1,530 sq ft
SECOND FLOOR LIVING AREA -	634 sq ft
BASEMENT FINISHED AREA -	66 sq ft
TOTAL LIVING AREA -	2,230 sq ft

GARAGE AREA -	938 sq ft
COVERED PORCH AREA -	70 sq ft

JOB NAME **TAYLOR**
 (Barry and Angie)

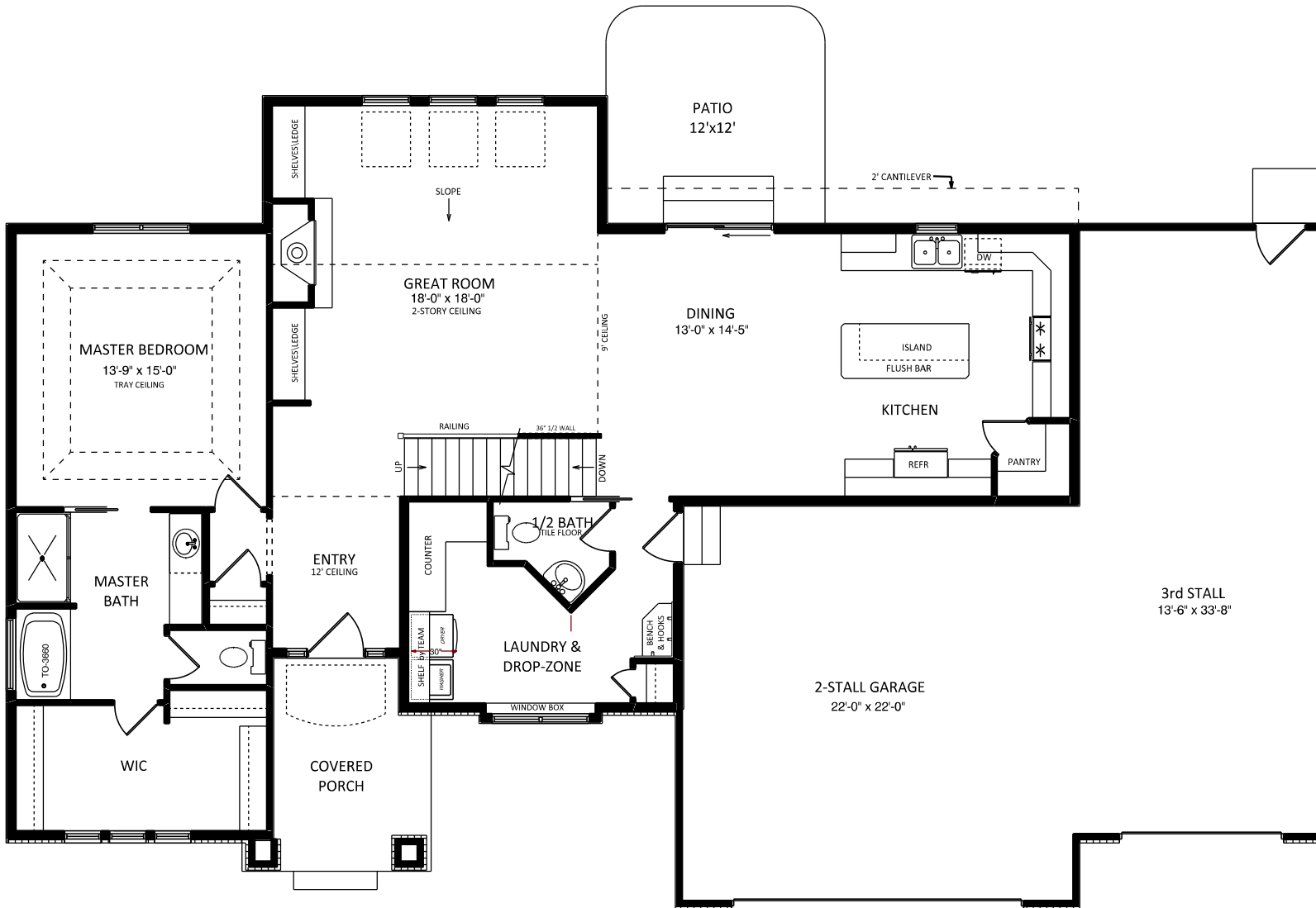
JOB LOCATION
FIELDSTONE CROSSING lot#158
 20319 Deer Path Ct.

MODEL BASE **WESTON 2**

SCALE **1/4" = 1'-0"**

DATE **Friday, March 4, 2016**

DRAWING
1st FLOOR PLAN





construction
company, inc.
a better way to build

1849 W. Lincoln Ave.
Goshen, IN 46526
574-533-3100

THIS DRAWING AND ALL INFORMATION CONTAINED HEREIN IS THE PROPERTY OF TEAM CONSTRUCTION CO., INC. AND IS NOT TO BE REPRODUCED WITHOUT THE EXPRESSED WRITTEN PERMISSION OF TEAM CONSTRUCTION CO., INC. TEAM CONSTRUCTION CO., INC. ASSUMES NO RESPONSIBILITY FOR UNAUTHORIZED USE.

PLAN NOTES:

1. 2 x 6 EXT WALLS 24" O.C.
2. 3-1/4" CASING
3. PELLA ENCOMPASS WINDOWS
4. 11-7/8" FLOOR JOISTS
5. ALL CEILINGS 8'
(unless otherwise noted)

DETAILS

JOB NAME
TAYLOR
(Barry and Angie)

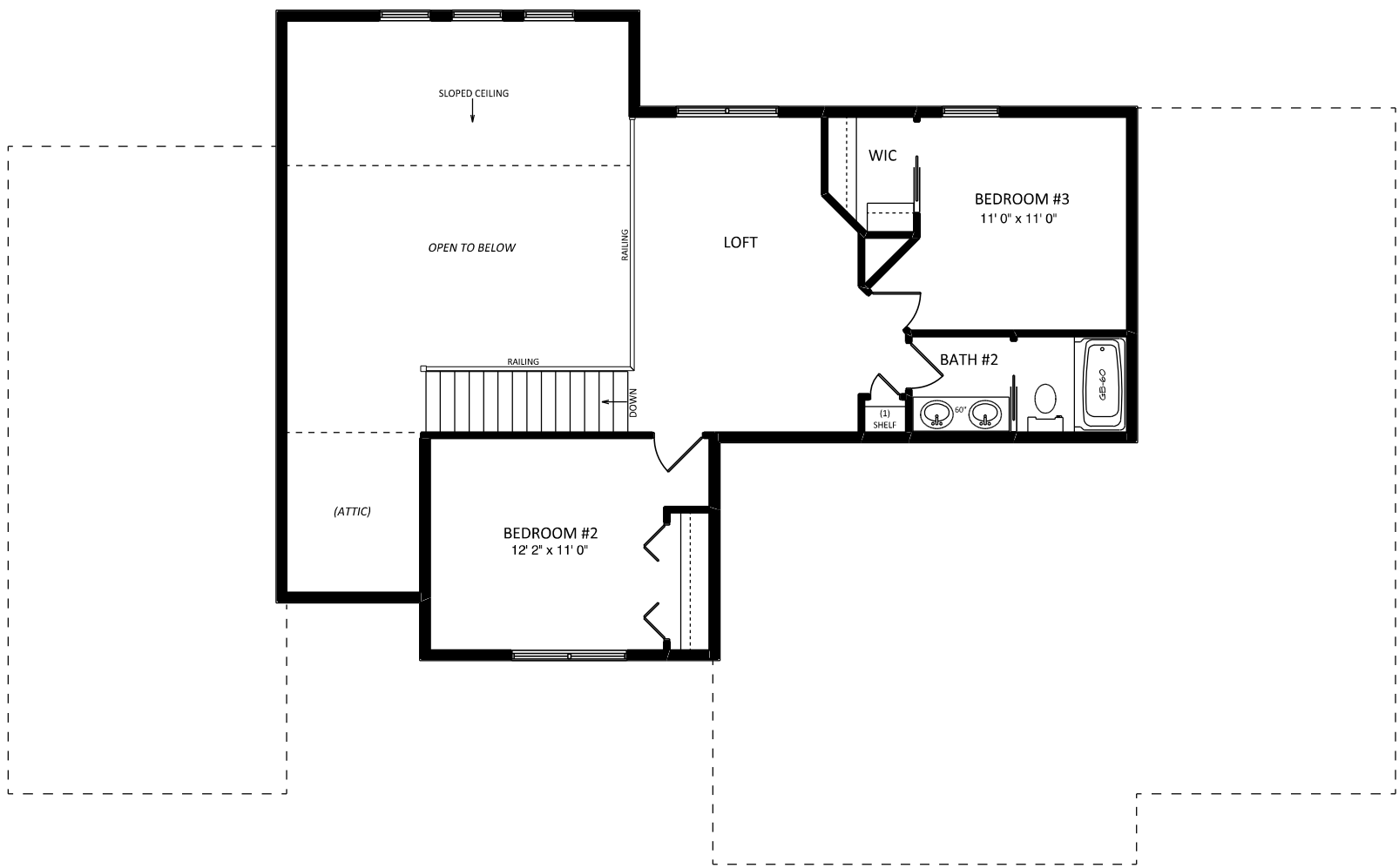
JOB LOCATION
FIELDSTONE CROSSING lot#158
20319 Deer Path Ct.

MODEL BASE
WESTON 2

SCALE

DATE
Friday, March 4, 2016

DRAWING
2nd FLOOR PLAN



THIS DRAWING AND ALL INFORMATION CONTAINED HEREIN IS THE PROPERTY OF TEAM CONSTRUCTION CO., INC. AND IS NOT TO BE REPRODUCED WITHOUT THE EXPRESSED WRITTEN PERMISSION OF TEAM CONSTRUCTION CO., INC. TEAM CONSTRUCTION CO., INC. ASSUMES NO RESPONSIBILITY FOR UNAUTHORIZED USE.

PLAN NOTES:

1. 108" POURED WALLS
2. TYPICAL: 8" BRICK LEDGES
12" BL @ OVERHEAD DOORS

DETAILS

- CO-FW-02-9 9' WALLS w/ INT TILE
 CO-EW-02-9 EGRESS WINDOW WELL
 CO-WDW-02-9 DAYLIGHT WELL

JOB NAME
TAYLOR
 (Barry and Angie)

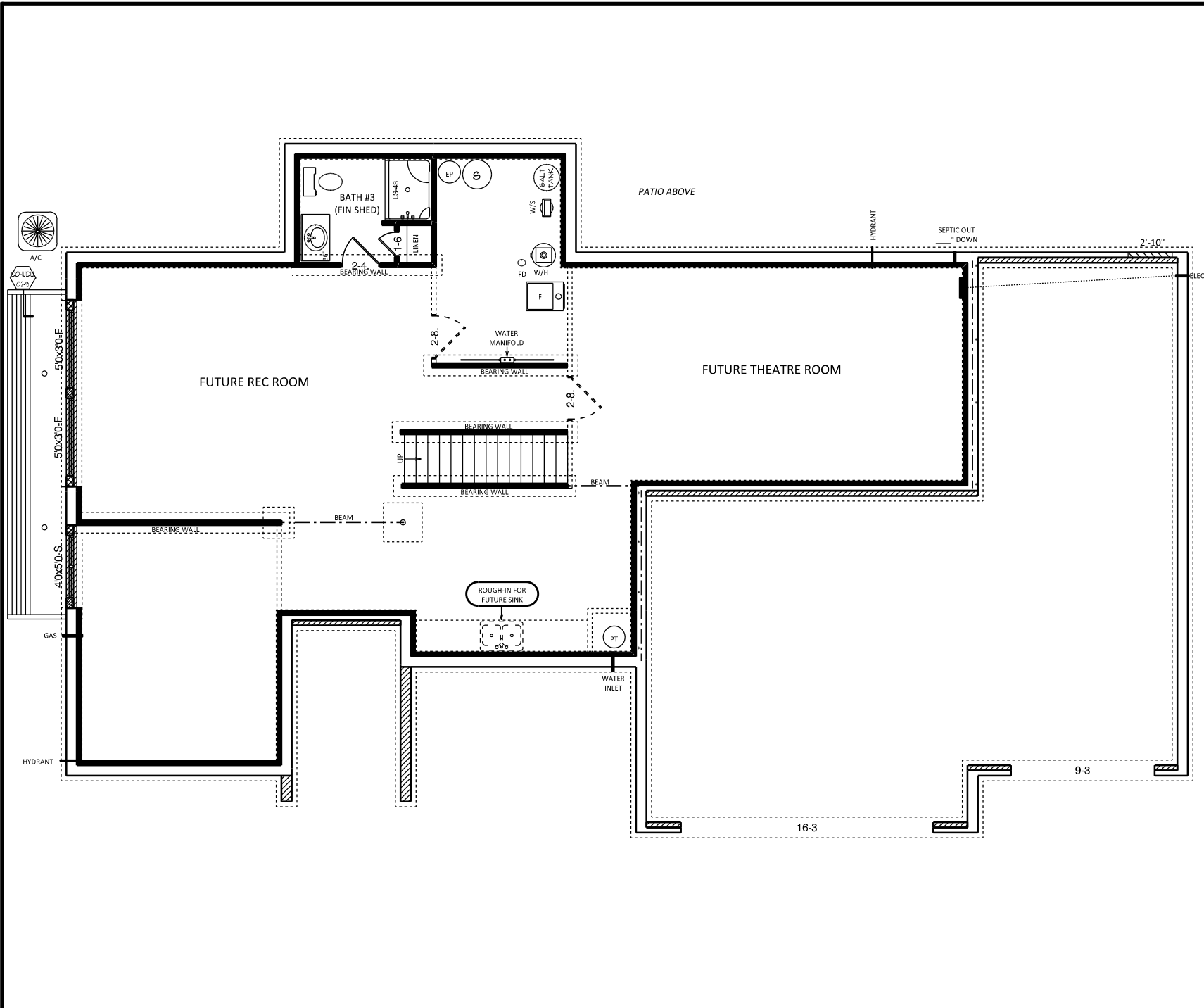
JOB LOCATION
 FIELDSTONE CROSSING lot#158
 20319 Deer Path Ct.

MODEL BASE
 WESTON 2

SCALE

DATE
 Friday, March 4, 2016

DRAWING
 BASEMENT PLAN





TYPICAL OVERHANGS:
 EAVES - 16"
 GABLES - 12"

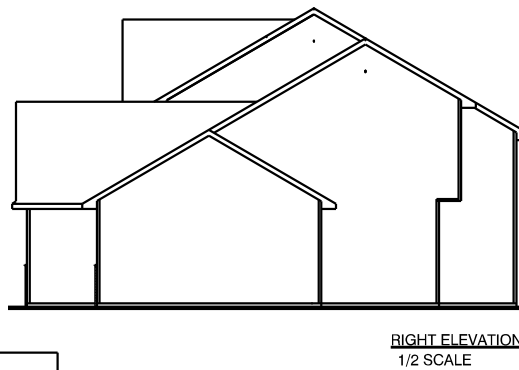
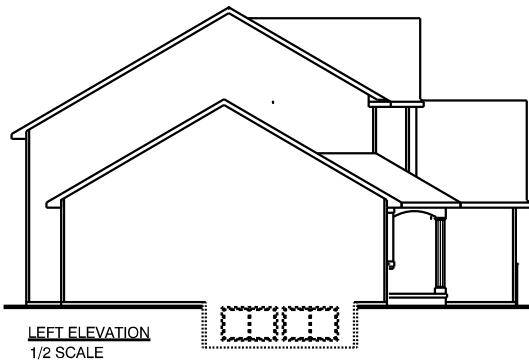
team
 construction
 company, inc.
a better way to build

1849 W. Lincoln Ave.
 Goshen, IN 46526
 574-533-3100

THIS DRAWING AND ALL INFORMATION CONTAINED HEREIN IS THE PROPERTY OF TEAM CONSTRUCTION CO., INC. AND IS NOT TO BE REPRODUCED WITHOUT THE EXPRESSED WRITTEN PERMISSION OF TEAM CONSTRUCTION CO., INC. TEAM CONSTRUCTION CO., INC. ASSUMES NO RESPONSIBILITY FOR UNAUTHORIZED USE.

PLAN NOTES:

A	MID-AMERICA 21" x 27" OVAL VENT w/ 4' PRIME TRIM WRAP & KEYS.
B	4" WRAP
C	WINDOW BOX
D	6" ALUMNIUM WRAP FRIEZE
E	8" BAND
F	10" FLUTED COLUMN w/ DBL LAP BASE.
G	FLUTED COLUMN
H	6" WRAP



JOB NAME
 CORY AND RAYNE WISE

JOB LOCATION
 WESTLEAF MANOR
 LOT NO. 57

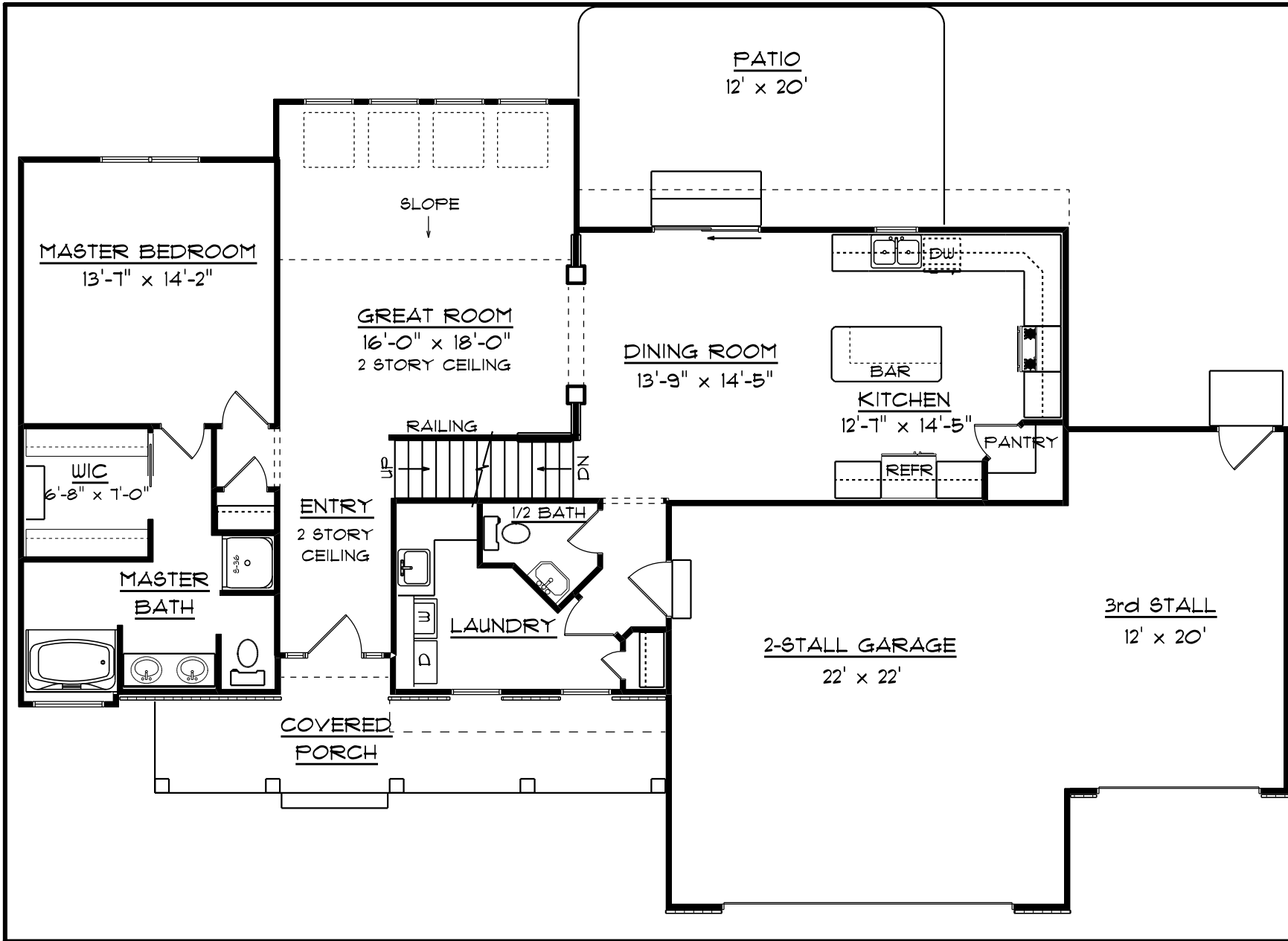
JOB ADDRESS
 58352 WESTLEAF MANOR BLVD
 ELKHART

MODEL BASE
 THE WESTON II

SCALE
 1/4" = 1'-0"

DATE
 September 20, 2012

DRAWING
 ELEVATIONS



"a better way to build"

1849 W. Lincoln
Goshen, IN 46526
574-533-3100

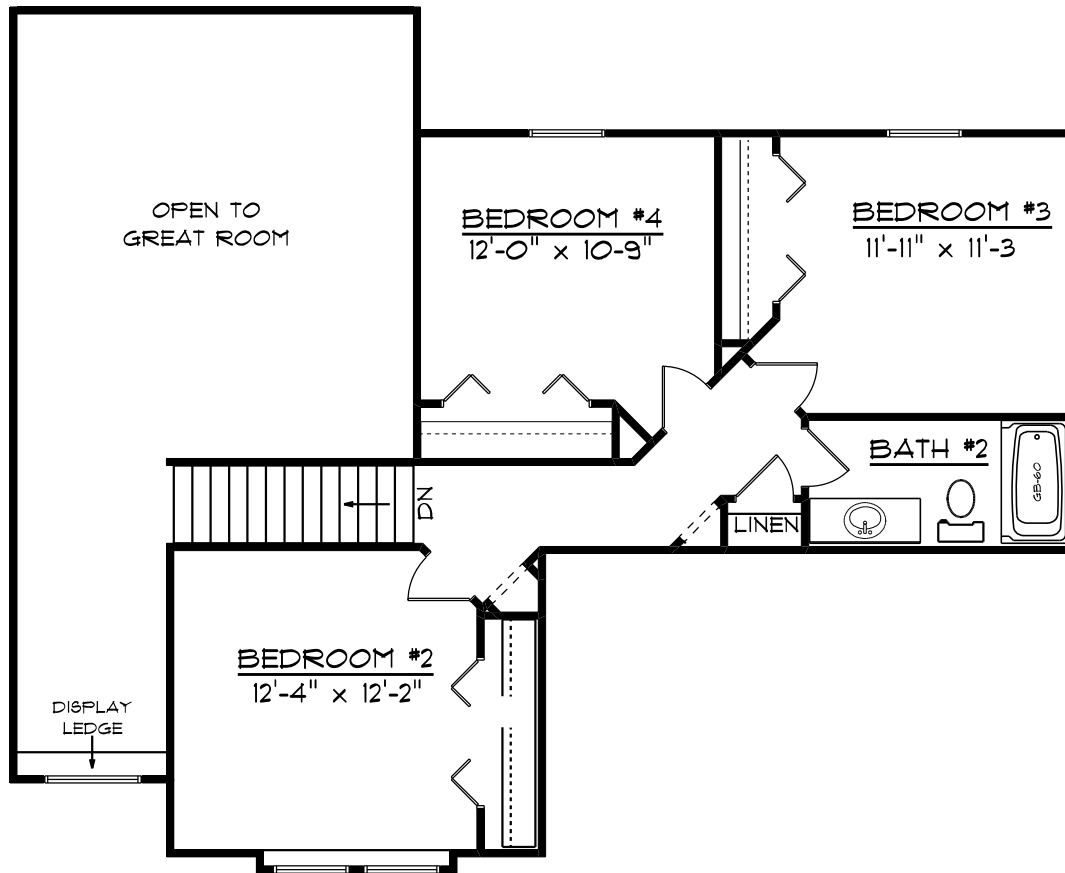
THIS DRAWING AND ALL INFORMATION CONTAINED HEREIN IS THE PROPERTY OF TEAM CONSTRUCTION CO., INC. AND IS NOT TO BE REPRODUCED WITHOUT THE EXPRESSED WRITTEN PERMISSION OF TEAM CONSTRUCTION CO., INC. TEAM CONSTRUCTION CO., INC. ASSUMES NO RESPONSIBILITY FOR UNAUTHORIZED USE.

- NOTES
- 2x6 EXT WALLS
 - 11 7/8" FLOOR JOISTS
 - 2 1/4" TRIM
 - PELLA PRO-LINE DOUBLE HUNG CLAD WINDOWS
 - 9'-0" CEILINGS

FIRST FLOOR LIVING AREA -	1410 sq ft
SECOND FLOOR LIVING AREA -	667 sq ft
BASEMENT FINISHED AREA -	432 sq ft
TOTAL LIVING AREA -	2509 sq ft
GARAGE AREA -	721 sq ft
COVERED PORCH AREA -	149 sq ft
PATIO -	144 sq ft

DETAIL SHEETS

JOB NAME	CORY AND RAYNE WISE
JOB LOCATION	WESTLEAF MANOR LOT NO. 57
JOB ADDRESS	
MODEL BASE	THE WESTON II
SCALE	NO SCALE
DATE	September 19, 2012
DRAWING	FIRST FLOOR PLAN



"a better way to build"

1849 W. Lincoln
 Goshen, IN 46526
 574-533-3100

THIS DRAWING AND ALL INFORMATION CONTAINED HEREIN IS THE PROPERTY OF TEAM CONSTRUCTION CO., INC. AND IS NOT TO BE REPRODUCED WITHOUT THE EXPRESSED WRITTEN PERMISSION OF TEAM CONSTRUCTION CO., INC. TEAM CONSTRUCTION CO., INC. ASSUMES NO RESPONSIBILITY FOR UNAUTHORIZED USE.

NOTES

1.

DETAIL SHEETS

JOB NAME

CORY AND RAYNE WISE

JOB LOCATION

WESTLEAF MANOR
 LOT NO. 57

JOB ADDRESS

MODEL BASE

THE WESTON II

SCALE

NO SCALE

DATE

September 19, 2012

DRAWING

SECOND FLOOR PLAN

NOTES
 1. 108" POURED WALLS

DETAIL SHEETS
 CO-FW-01-9 108" FOUNDATION WALL
 CO-EW-01-9 EGRESS WELL
 CO-WDW-01-9 WOOD DAYLIGHT WELL

JOB NAME
 CORY AND RAYNE WISE

JOB LOCATION
 WESTLEAF MANOR
 LOT NO. 57

JOB ADDRESS

MODEL BASE THE WESTON II

SCALE NO SCALE

DATE September 20, 2012

DRAWING
 BASEMENT

